


OPEN-PIN-FIELD CABLE SOCKET ARRAY



(1.27 mm) .050" PITCH • SEAF-C SERIES

SEAF-C	NO. OF POSITIONS	LEAD STYLE	PLATING OPTION	NO. OF ROWS	SOLDER TYPE	OPTION	K	PACKAGING
	-20, -30, -40, -50 (Per Row)	Specify LEAD STYLE from chart	-L = 10 μ" (0.25 μm) Gold on contact area, Matte Tin on solder tail	-04 -06 -08 -10	-1 = Tin/Lead Alloy Solder Charge -2 = Lead-Free Solder Charge	(Leave blank for latch post) (Only available with -5.0 lead style, -04, -06, -08, & -10 row) -N = No Latch		-TR = Tape & Reel -FR = Full Reel Tape & Reel (must order max. quantity per reel; contact Samtec for quantity breaks)
			-S = 30 μ" (0.76 μm) Gold on contact area, Matte Tin on solder tail					

SEAF-C

Cable Mates:
SEAC

SPECIFICATIONS

Insulator Material:

Black LCP

Terminal Material:

Phosphor Bronze

Plating:

Au or Sn over 50 μ" (1.27 μm) Ni

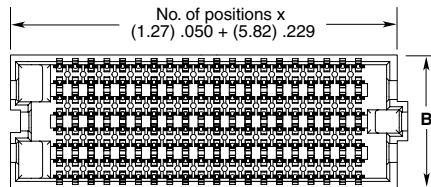
Operating Temp Range:

-55 °C to +125 °C

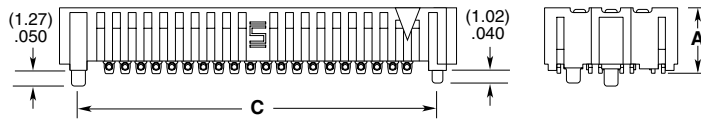
PROCESSING

Lead-Free Solderable:

Yes

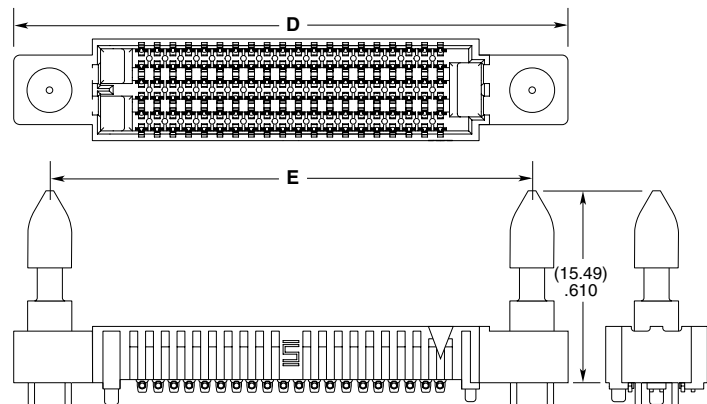


NO. OF ROWS	LEAD STYLE	A	NO. OF ROWS	B
-04	-5.0	(5.41) .213	-04	(5.66) .223
	-6.5	(6.91) .272	-06	(8.20) .323
-06, -08, -10	-5.0	(5.28) .208	-08	(10.74) .423
	-6.5	(6.78) .267	-10	(13.28) .523



SEAF-C-20-5.0-X-08-1-N-K-XX SHOWN

NO. OF POSITIONS	C	D	E
-20	(28.981) 1.1410	(44.75) 1.762	(38.94) 1.533
-30	(35.331) 1.3910	(57.45) 2.262	(51.64) 2.033
-40	(48.031) 1.8910	(70.15) 2.762	(64.34) 2.533
-50	(60.731) 2.3910	(82.85) 3.262	(77.04) 3.033



SEAF-C-20-5.0-X-06-1-K-XX SHOWN

Note:

Some lengths, styles and options are non-standard, non-returnable

View complete specifications at: samtec.com?SEAF-C