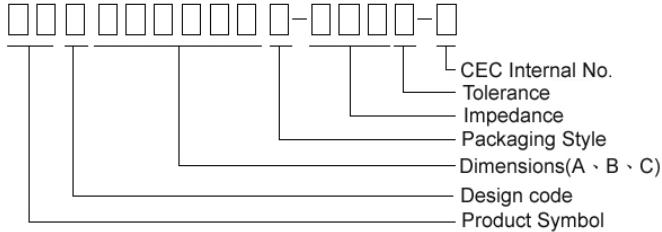


Multilayer Ferrite Chip Beads



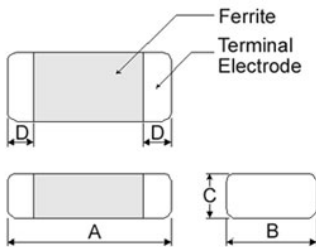
Chilisin offers a wide range of multi-layered ferrite chip beads with various sizes, frequency characteristics, and impedance values for EMI solutions. These ferrite formulas are used to compose seven types of EMI suppression chip beads: SB, GB, PB, UPB, NB, HF, and VPB series.

Product Identification



- Product symbol: SB, GB, PB, UPB, NB, HF, VPB
- Packaging: T : Tape and Reel ; B : Bulk
- Tolerance: Y = $\pm 25\%$; M = $\pm 20\%$; T: $\pm 30\%$
- Note: RoHS Compliant

Shape and Dimensions

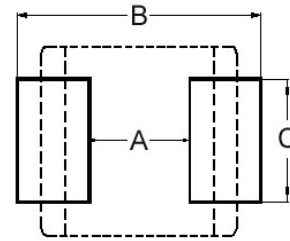


Dimensions in mm

TYPE	A	B	C	D
①060303	0.6 \pm 0.03	0.30 \pm 0.03	0.3 \pm 0.03	0.15 \pm 0.05
②100505	1.0 \pm 0.10	0.50 \pm 0.10	0.5 \pm 0.10	0.25 \pm 0.10
③160808	1.6 \pm 0.15	0.80 \pm 0.15	0.8 \pm 0.15	0.3 \pm 0.2
④201209	2.0 \pm 0.20	1.25 \pm 0.20	0.9 \pm 0.20	0.5 \pm 0.3
⑤201212	2.0 \pm 0.20	1.25 \pm 0.20	1.25 \pm 0.20	0.5 \pm 0.3
④321611	3.2 \pm 0.20	1.60 \pm 0.20	1.1 \pm 0.20	0.5 \pm 0.3
⑥321616	3.2 \pm 0.20	1.60 \pm 0.20	1.6 \pm 0.20	0.5 \pm 0.3
⑦322513	3.2 \pm 0.20	2.50 \pm 0.20	1.3 \pm 0.20	0.5 \pm 0.3
⑧451616	4.5 \pm 0.25	1.60 \pm 0.20	1.6 \pm 0.20	0.5 \pm 0.3
⑧453215	4.5 \pm 0.25	3.20 \pm 0.20	1.5 \pm 0.20	0.5 \pm 0.3

- ① : SB / PB / NB ② : SB / PB / NB / HF ⑦ : SB / PB
 ③ : SB / PB / NB / GB / UPB / HF / VPB ⑤ : UPB ⑥ : SB
 ④ : SB / PB / NB / GB / UPB ⑧ : PB / UPB

Recommended Pattern



Dimensions in mm

TYPE	A	B	C
①060303	0.2 ~ 0.3	0.75 ~ 1.05	0.3
②100505	0.4	1.2 ~ 1.4	0.5
③160808	0.7 ~ 0.8	1.8 ~ 2.0	0.6 ~ 0.8
④201209	1.0 ~ 1.2	2.6 ~ 4.0	1.0 ~ 1.2
⑤201212	1.0 ~ 1.2	2.6 ~ 4.0	1.0 ~ 1.2
④321611	2.0	4.2 ~ 5.2	1.2
⑥321616	2.0	4.2 ~ 5.2	1.2
⑦322513	2.0	5.5 ~ 6.5	1.8
⑧451616	3.0	5.5 ~ 6.5	1.2
⑧453215	3.0	5.5 ~ 6.5	2.4

- * Don't apply narrower pattern than listed above to PB and UPB. Narrow pattern might cause excessive heat or open circuit.

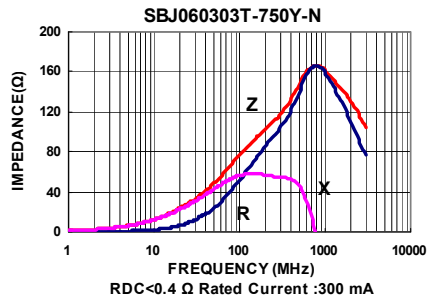
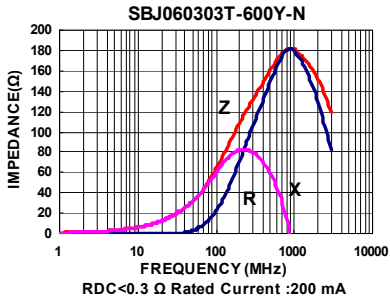
Dimension Conversion

Code	Dimension in mm (AxBxC)	EIA
060303	0.6X0.3X0.3	0201
100505	1.0X0.5X0.5	0402
160808	1.6x0.8x0.8	0603
201209	2.0x1.2x0.9	0805
201212	2.0x1.2x1.25	0805
321611	3.2x1.6x1.1	1206
321616	3.2x1.6x1.6	1206
322513	3.2x2.5x1.3	1210
451616	4.5x1.6x1.6	1806
453215	4.5x3.2x1.5	1812

Electrical Characteristics

Part Number	Test Frequency (MHz)	Impedance ($\Omega \pm 25\%$)	DC Resistance (Ω) Max	Rated current (mA) Max
SBJ060303T-600Y-N	100	60	0.3	200
SBJ060303T-750Y-N	100	75	0.4	300

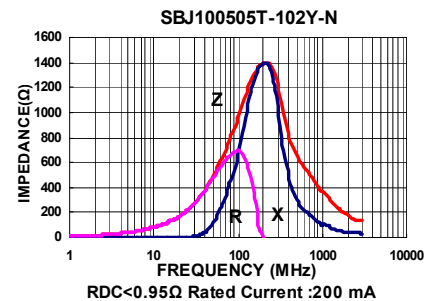
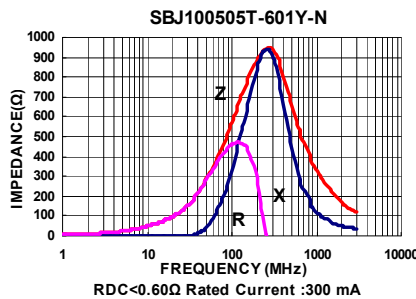
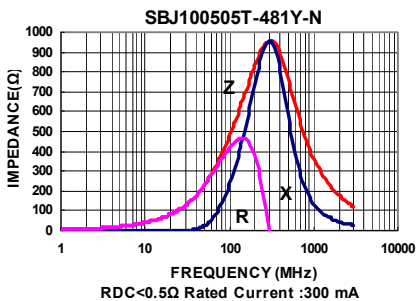
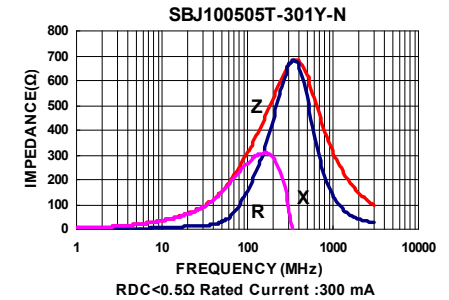
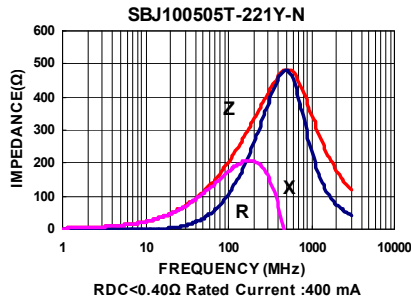
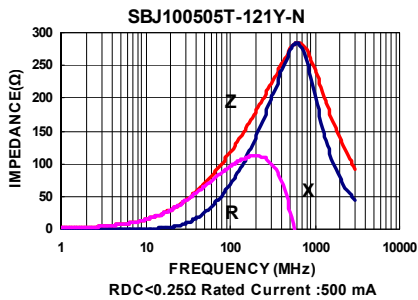
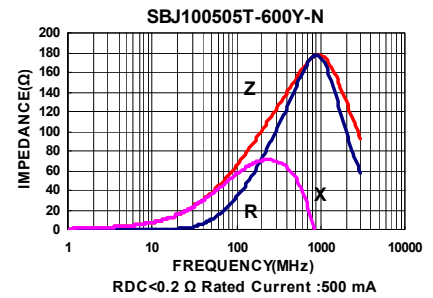
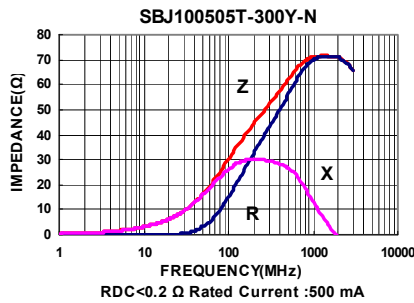
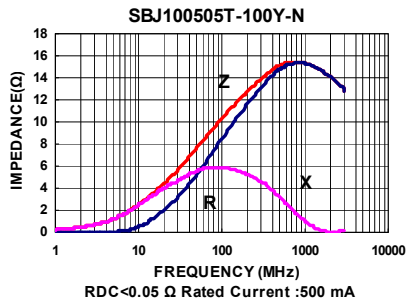
Test Instruments : Agilent E4991A Impedance / Material Analyzer



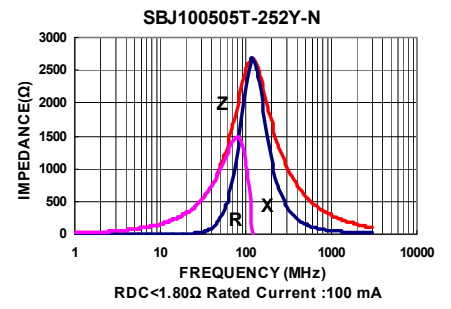
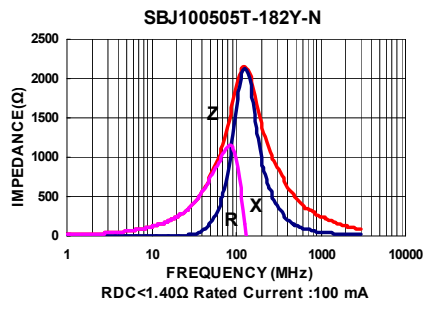
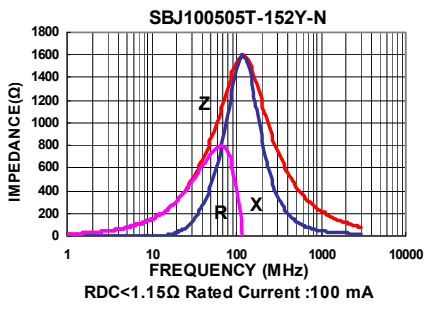
Electrical Characteristics

Part Number	Test Frequency (MHz)	Impedance ($\Omega \pm 25\%$)	DC Resistance (Ω) Max	Rated current (mA) Max
SBJ100505T-100Y-N	100	10 $\pm 30\%$	0.05	500
SBJ100505T-300Y-N	100	30	0.20	500
SBJ100505T-600Y-N	100	60	0.20	500
SBJ100505T-121Y-N	100	120	0.25	500
SBJ100505T-221Y-N	100	220	0.40	400
SBJ100505T-301Y-N	100	300	0.50	300
SBJ100505T-481Y-N	100	480	0.50	300
SBJ100505T-601Y-N	100	600	0.60	300
SBJ100505T-102Y-N	100	1000	0.95	200
SBJ100505T-152Y-N	100	1500	1.15	100
SBJ100505T-182Y-N	100	1800	1.40	100
SBJ100505T-252Y-N	100	2500	1.80	100

Test Instruments : Agilent E4991A Impedance / Material Analyzer



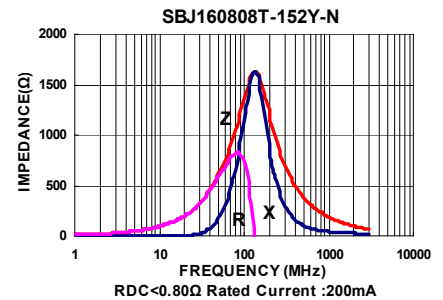
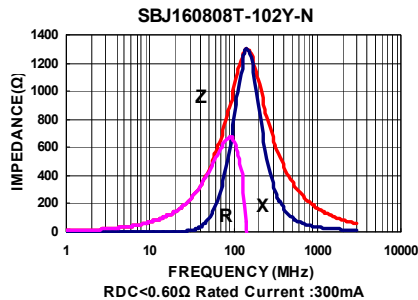
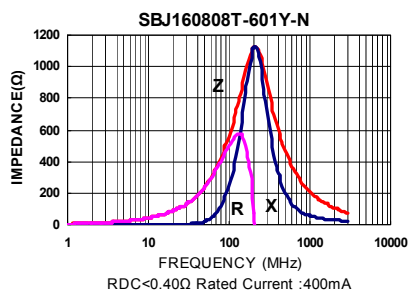
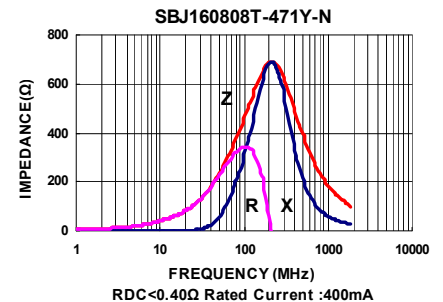
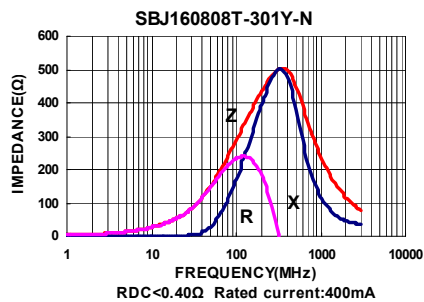
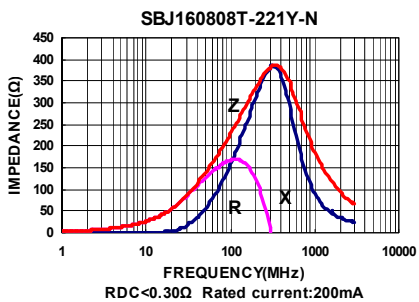
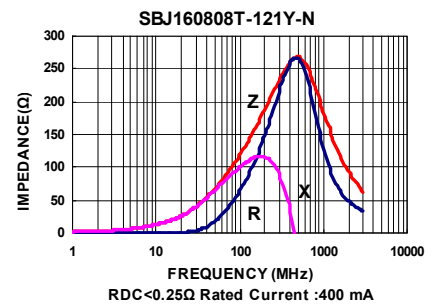
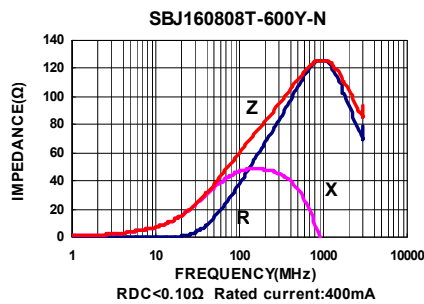
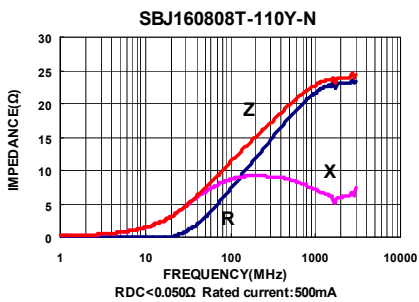
Test Instruments : Agilent E4991A Impedance / Material Analyzer



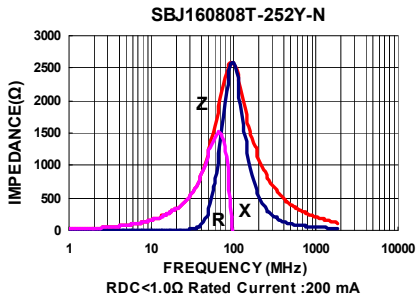
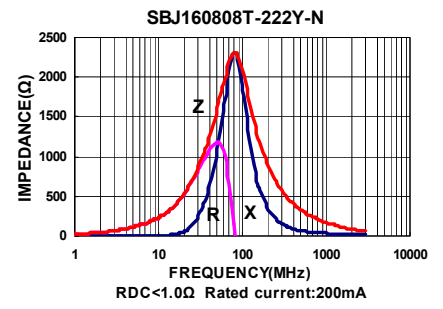
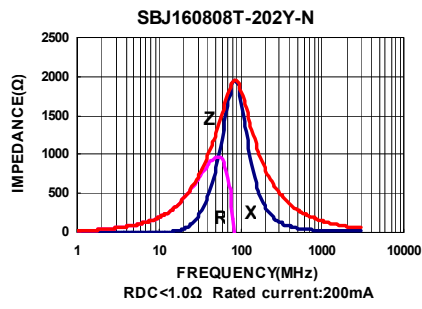
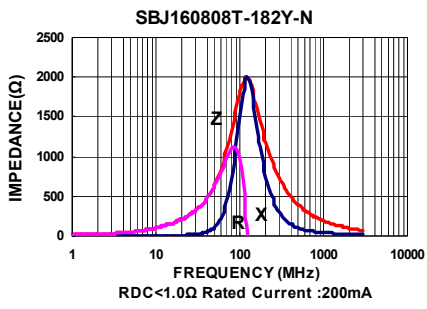
Electrical Characteristics

Part Number	Test Frequency (MHz)	Impedance ($\Omega \pm 25\%$)	DC Resistance (Ω) Max	Rated current (mA) Max
SBJ160808T-110Y-N	100	11 \pm 30%	0.05	500
SBJ160808T-320Y-N	100	32	0.10	400
SBJ160808T-600Y-N	100	60	0.10	400
SBJ160808T-121Y-N	100	120	0.25	400
SBJ160808T-221Y-N	100	220	0.30	400
SBJ160808T-301Y-N	100	300	0.40	400
SBJ160808T-471Y-N	100	470	0.40	400
SBJ160808T-601Y-N	100	600	0.40	400
SBJ160808T-102Y-N	100	1000	0.60	300
SBJ160808T-152Y-N	100	1500	0.80	200
SBJ160808T-182Y-N	100	1800	1.0	200
SBJ160808T-202Y-N	100	2000	1.0	200
SBJ160808T-222Y-N	100	2200	1.0	200
SBJ160808T-252Y-N	100	2500	1.0	200
SBJ160808T-272Y-N	100	2700	1.0	200

Test Instruments : Agilent E4991A Impedance / Material Analyzer

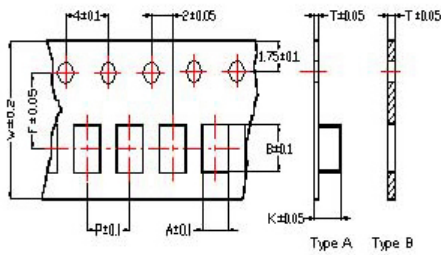


Test Instruments : Agilent E4991A Impedance / Material Analyzer



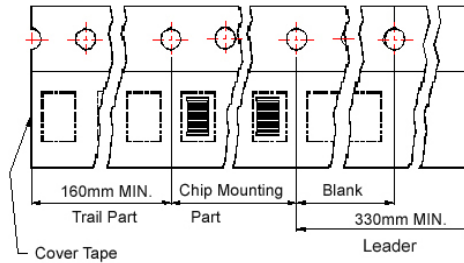
Packaging Specifications

Tape Dimensions

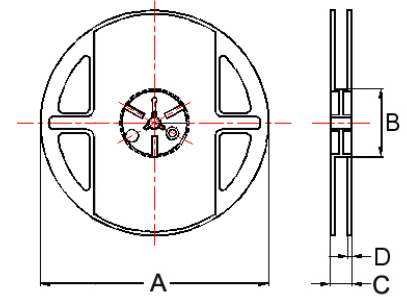


Tape Material

Carrier Tape: Polycarbonate (Tape A)
Carrier Tape: Paper (Tape B)
Cover Tape: Polystyrene



Reel Dimensions



- ① : SB / PB / NB ② : SB / PB / NB / HF ③ : SB / PB
- ④ : SB / PB / NB / GB / UPB / HF / VPB ⑤ : UPB
- ⑥ : SB / PB / NB / GB / UPB ⑦ : SB ⑧ : PB / UPB

Dimensions in mm

TYPE	Tape Dimensions								Reel Dimensions				Quantity PCS / REEL
	A	B	T	W	P	F	K	Tape	A	B	C	D	
①060303	0.37	0.67	0.42	8.0	2.0	3.5	-	B	178	60	10	2	15000
②100505	0.65	1.15	0.60	8.0	2.0	3.5	-	B	178	60	12	2	10000
③160808	1.05	1.85	0.95	8.0	4.0	3.5	-	B	178	60	12	2	4000
④201209	1.50	2.30	0.97	8.0	4.0	3.5	-	B	178	60	12	2	4000
⑤201212	1.35	2.25	0.22	8.0	4.0	3.5	1.35	A	178	60	12	2	3000
④321611	1.88	3.50	0.22	8.0	4.0	3.5	1.27	A	178	60	12	2	3000
⑥321616	1.88	3.53	0.22	8.0	4.0	3.5	1.80	A	178	60	12	2	2000
⑦322513	2.77	3.42	0.22	8.0	4.0	3.5	1.55	A	178	60	12	2	2500
⑧451616	1.93	4.95	0.24	12	4.0	5.5	1.93	A	178	60	14	2	2000
⑨453215	3.66	4.95	0.24	12	8.0	5.5	1.85	A	178	60	14	2	1000