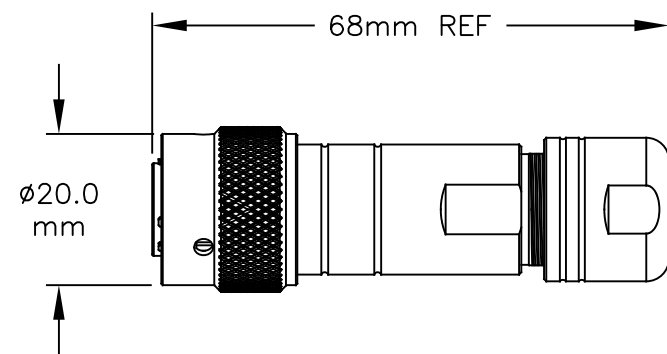


REVISIONS					
REV	ECD	DESCRIPTION	DATE	BY	APPR
01	-	RELEASE NEW DWG FORMAT	-	-	-



ASSEMBLED VIEW

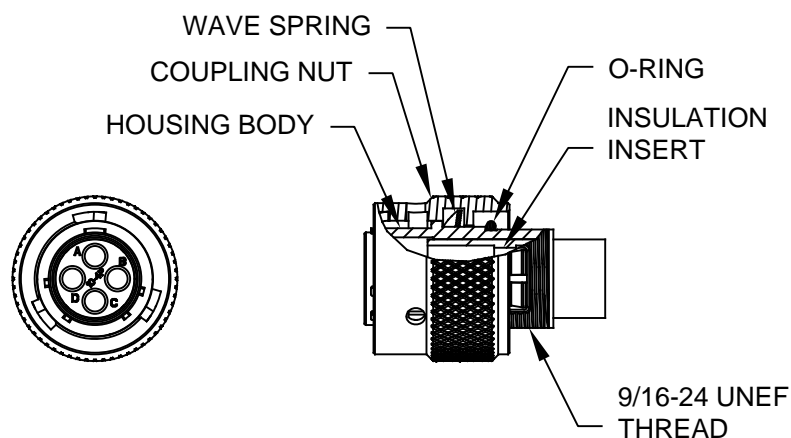
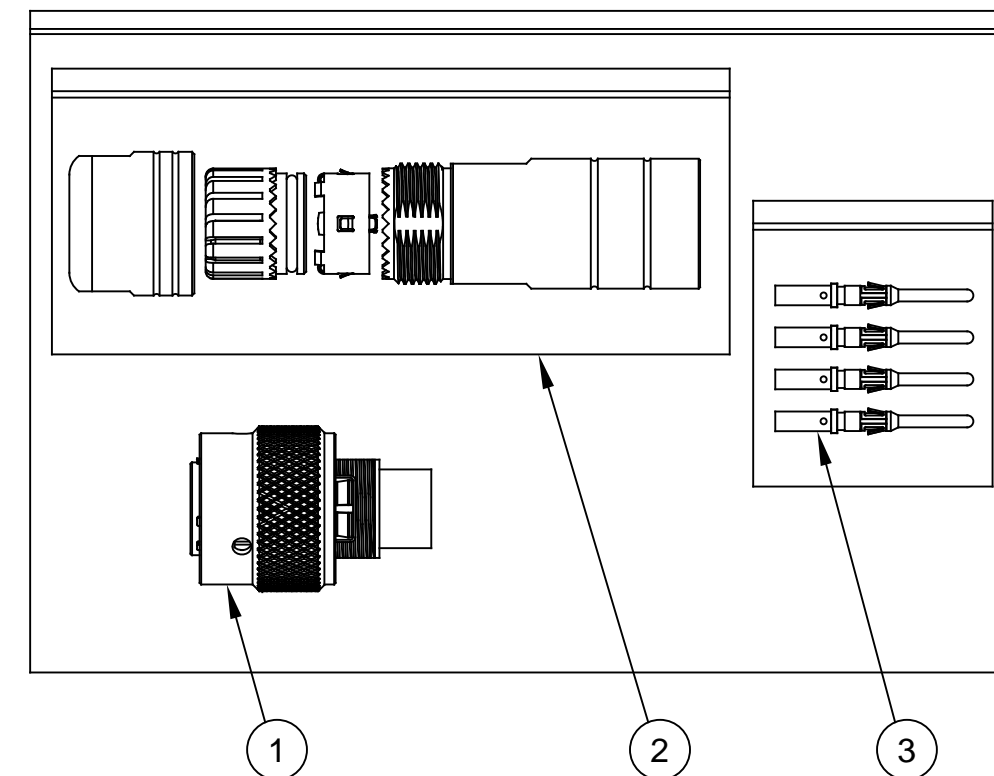


ILLUSTRATION: COMPLETE KIT



NOTES:

- 1) CORD GRIP RANGE: 3mm TO 6.5mm
- 2) CONTACT BARREL RANGE: 16AWG TO 18AWG
- 3) RECOMMENDED CRIMP TOOLS:  
HAND CRIMPER: MFX-3959  
PNEUMATIC CRIMPER: MFX-3960
- 4) EXTRACTION TOOL: QXRT16
- 5) MATERIALS:  
HOUSING BODY: ZINC DIE CAST, NICKEL PLATED  
COUPLING NUT: ALUMINUM ALLOY, NICKEL PLATED  
WAVE SPRING: STAINLESS STEEL  
INSULATION INSERT: PA66, UL94/V-0  
CONTACT: BRASS, GOLD FLASH PLATED  
SEAL AND O-RING: SILICONE
- 6) ELECTRICAL DATA:  
a) CURRENT (MAX): 13A  
b) VOLTAGE (MAX): 250VAC  
c) INSULATION RESISTANCE (MIN): 5000M OHMS  
d) TEST VOLTAGE (BETWEEN CONTACTS): 3050V

7) TECHNICAL DATA:

- a) TEMPERATURE RANGE: -40°C TO 105°C
- b) PROTECTION: IP67 (MATED CONDITION)
- c) MATING CYCLES: >500
- d) VIBRATION RESISTANCE PER MIL-STD-202 METHOD 204
- e) THERMAL SHOCK PER MIL-STD-202 METHOD 207
- f) 48 HOUR SALT SPRAY PER MIL-STD-202 METHOD 101

8) RoHS COMPLIANT

QUANTITY	PART NUMBER	DESCRIPTION	ITEM
4	MP16M23F	CONTACT, PIN, SIZE 16	3
1	RT0L-10CG-NS1	CORD GRIP	2
1	RT06104PNH03SS	CONNECTOR	1

MATERIALS LIST

UNLESS OTHERWISE SPECIFIED 1) All dimensions are in metric(mm). 2) Tolerances are as follows: 1 PL DEC ±0.30 2 PL DEC ±0.15 3 PL DEC ±0.08 Fractions ±1/64 Angles ±1° 3) Note reference =		SIGNATURES DRAWN: MRF CHECKED: ENGINEER: APPROVAL:	DATE 15AUG18	<h1>Amphenol</h1> <p>Sine Systems - www.amphenol-sine.com 44724 Morley Drive Clinton Township, MI 48036</p>	
MATERIAL SPECIFICATIONS:	CUSTOMER:	KIT, ECO-MATE RM			
PROCESS SPECIFICATIONS:	THIS DRAWING IS SUPPLIED FOR INFORMATION ONLY. DESIGN FEATURES, SPECIFICATIONS AND PERFORMANCE DATA SHOWN HEREON ARE THE PROPERTY OF THE AMPHENOL CORPORATION. NO RIGHTS OF REPRODUCTION ARE IMPLIED. ALL DIMENSIONS ARE SUBJECT TO NORMAL MANUFACTURING VARIATIONS.		SIZE <b>B</b>	TYPE <b>C-</b>	DWG NO. <b>RT06104PNH03SS-K</b>
NEXT ASSY:	SCALE NONE	SHEET 1 OF 1		REVISION <b>01</b>	

TITLE:

KIT, ECO-MATE RM

DWG NO:

REV: 01

SH: 1

DF: 1