



Product availability: Stock - Normally stocked in distribution facility



### Main

Range of product	Zelio Analog
Product or component type	Voltage/current converter
Analogue input type	Current 0...20 mA Current 4...20 mA Voltage +/- 10 V DC Voltage 0...10 V DC
Analogue output type	Current 0...20 mA <= 500 Ohm switchable Current 4...20 mA <= 500 Ohm switchable Voltage +/- 10 V >= 100 kOhm switchable Voltage 0...10 V >= 100 kOhm switchable

### Complementary

Protection type	Reverse polarity protection on output Short-circuit protection on output Overvoltage protection on output (+/- 30 V)
Abnormal analogue output voltage	11...15 V - 10...10 V no input or input wire broken voltage 11...15 V 0...10 V no input or input wire broken voltage -15...0 V 0...20 mA no input or input wire broken current -15...0 V 4...20 mA no input or input wire broken current
Abnormal analogue output current	22...30 MA 0...20 mA no input or input wire broken voltage 22...30 MA 4...20 mA no input or input wire broken voltage -30...0 MA 0...20 mA no input or input wire broken current 4...30 MA 4...20 mA no input or input wire broken current
[Us] rated supply voltage	24 V DC +/- 20 %, isolated
Current consumption	<= 70 mA voltage output <= 90 mA current output
Local signalling	Power ON LED (green)
Measurement error	+/- 10 % of full scale 20 °C electromagnetic interference of 10 V/m) +/- 1 % of full scale 20 °C
Repeat accuracy	+/- 0.2 % full scale 20 °C +/- 0.6 % full scale 60 °C
Temperature coefficient	200 ppm/°C
Clamping connection capacity	2 x 1.5 mm <sup>2</sup> 1 x 2.5 mm <sup>2</sup>
Tightening torque	5.31...9.74 lbf.in (0.6...1.1 N.m)
Marking	CE
Surge withstand	0.5 kV 1.2/50 µs IEC 61000-4-5
[Ui] rated insulation voltage	2 kV
Fixing mode	By screws (mounting plate) Clip-on 35 mm symmetrical DIN rail)
Safety reliability data	B10d = 20000 MTTFd = 21.6 years
Product weight	0.26 lb(US) (0.12 kg)

The information provided in this documentation contains general descriptions and/or technical characteristics of the products of the performance of the products contained herein. This documentation is not intended as a substitute for and is not to be used for determining suitability or reliability of these products for specific user applications. It is the duty of any such user or integrator to perform the appropriate and complete risk analysis, evaluation and testing of the products with respect to the relevant specific application or use thereof. Neither Schneider Electric Industries SAS nor any of its affiliates or subsidiaries shall be responsible or liable for misuse of the information contained herein.

## Environment

Standards	IEC 60947-1 IEC 60584-1
Product certifications	UL GL CSA
IP degree of protection	IP20 terminal block) IP50 housing)
Fire resistance	1562 °F (850 °C) IEC 60695-2-1 1562 °F (850 °C) UL
Shock resistance	50 gn 11 ms IEC 60068-2-27
Vibration resistance	5 gn 10...100 Hz)IEC 60068-2-6
Resistance to electrostatic discharge	6 kV in contact)IEC 61000-4-2 level 3 8 kV in air)IEC 61000-4-2 level 3
Resistance to fast transients	1 kV IEC 61000-4-4 on input-output) 2 kV IEC 61000-4-4 on power supply)
Disturbance radiated/conducted	CISPR 22 group 1 - class B CISPR 11
Ambient air temperature for storage	-40...185 °F (-40...85 °C)
Ambient air temperature for operation	32...122 °F (0...50 °C) mounting side by side 32...140 °F (0...60 °C) 2 cm spacing
Pollution degree	2 IEC 60664-1

## Ordering and shipping details

Category	22375 - INTERFACE MODULE(ABA,R,S)
Discount Schedule	CP2
GTIN	00785901577218
Package weight(Lbs)	0.12 kg (0.26 lb(US))
Returnability	Yes
Country of origin	ID

## Offer Sustainability

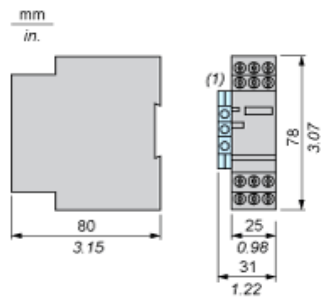
Sustainable offer status	Green Premium product
California proposition 65	WARNING: This product can expose you to chemicals including: Nickel compounds and Di-isodecyl phthalate (DIDP) which is known to the State of California to cause Carcinogen and Reproductive harm. For more information go to <a href="http://www.p65warnings.ca.gov">www.p65warnings.ca.gov</a>
REACH Regulation	<a href="#">REACH Declaration</a>
EU RoHS Directive	Pro-active compliance (Product out of EU RoHS legal scope) <a href="#">EU RoHS Declaration</a>
Mercury free	Yes
RoHS exemption information	<a href="#">Yes</a>
China RoHS Regulation	<a href="#">China RoHS Declaration</a>
Environmental Disclosure	<a href="#">Product Environmental Profile</a>
Circularity Profile	<a href="#">End Of Life Information</a>
WEEE	The product must be disposed on European Union markets following specific waste collection and never end up in rubbish bins.

## Contractual warranty

Warranty	18 months
----------	-----------

Analog Interface (Converter)

Dimensions



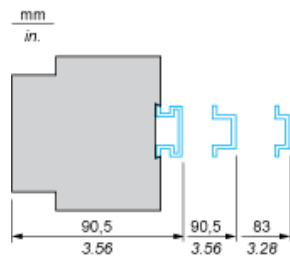
(1) Terminal block AB1TP435U or AB1RRNTP435U2

---

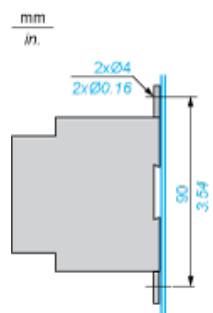
## Mounting

---

### Mounting on Rails AM1•••••



### Panel Mounting

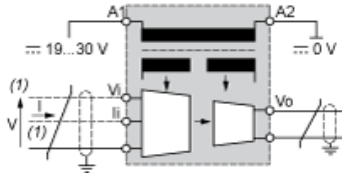


---

Analog Interface: Voltage/Current Converter

---

Wiring Diagram



(1) Use 1 input only.

The input, output and power supply lines must be kept away from the power cables to avoid effects due to induced interference.  
The input and output cables must be shielded as indicated in the schemes and must be kept away from each other.