



Main

Range of product	Zelio Control
Product or component type	Modular measurement and control relays
Relay type	Control relay
Network number of phases	3 phases
Relay name	RM22TG
Relay monitored parameters	Phase sequence Phase failure detection (2 or more phase cut)
Time delay type	Without
Switching capacity in VA	2000 VA
Measurement range	183...528 V voltage AC

Complementary

Reset time	1500 ms at maximum voltage
Maximum switching voltage	250 V AC
Minimum switching current	10 mA at 5 V DC
Maximum switching current	8 A AC
[Us] rated supply voltage	208...480 V AC
Supply voltage limits	183...528 V AC
Operating limits	183...528 V AC
Power consumption in VA	15 VA at 480 V AC 60 Hz
Voltage detection threshold	< 100 V AC
Supply voltage frequency	50...60 Hz +/- 10 %
Output contacts	2 C/O
Run-up delay at power-up	650 ms
Response time	<= 200 ms
Overvoltage category	III conforming to IEC 60664-1 III conforming to UL 508

Disclaimer: This documentation is not intended as a substitute for and is not to be used for determining suitability or reliability of these products for specific user applications.

Insulation resistance	> 100 MOhm at 500 V DC conforming to IEC 60255-27
Mounting position	Any position
Connections - terminals	Screw terminals, 2 x 0.5...2 x 2.5 mm ² (AWG 20...AWG 14) solid without cable end Screw terminals, 2 x 0.2...2 x 1.5 mm ² (AWG 24...AWG 16) flexible with cable end Screw terminals, 1 x 0.5...1 x 3.3 mm ² (AWG 20...AWG 12) solid without cable end Screw terminals, 1 x 0.2...1 x 2.5 mm ² (AWG 24...AWG 14) flexible with cable end
Tightening torque	0.6...1 N.m conforming to IEC 60947-1
Housing material	Self-extinguishing plastic
Status LED	LED (yellow)relay ON LED (green)power ON
Mounting support	35 mm DIN rail conforming to EN/IEC 60715
Electrical durability	100000 cycles
Mechanical durability	10000000 cycles
Utilisation category	AC-15 conforming to IEC 60947-5-1 DC-13 conforming to IEC 60947-5-1 AC-1 conforming to IEC 60947-4-1 DC-1 conforming to IEC 60947-4-1
Safety reliability data	MTTFd = 924.6 years B10d = 850000
Contacts material	Cadmium free
Width	22.5 mm
Net weight	0.09 kg

Environment

Immunity to microbreaks	10 ms
Electromagnetic compatibility	Immunity for residential, commercial and light-industrial environments conforming to EN/IEC 61000-6-1 Immunity for industrial environments conforming to EN/IEC 61000-6-2 Emission standard for residential, commercial and light-industrial environments conforming to EN/IEC 61000-6-3 Emission standard for industrial environments conforming to EN/IEC 61000-6-4 Electrostatic discharge - test level: 6 kV level 3 (contact discharge) conforming to IEC 61000-4-2 Electrostatic discharge - test level: 8 kV level 3 (air discharge) conforming to IEC 61000-4-2 Radiated radio-frequency electromagnetic field immunity test - test level: 10 V/m level 3 conforming to IEC 61000-4-3 Electrical fast transient/burst immunity test - test level: 4 kV level 4 (direct) conforming to IEC 61000-4-4 Electrical fast transient/burst immunity test - test level: 2 kV level 4 (capacitive coupling) conforming to IEC 61000-4-4 Surge immunity test - test level: 4 kV level 4 (common mode) conforming to IEC 61000-4-5 Surge immunity test - test level: 2 kV level 4 (differential mode) conforming to IEC 61000-4-5 Conducted and radiated emissions class B group 1 conforming to CISPR 11 Conducted and radiated emissions class B conforming to CISPR 22
Standards	EN/IEC 60255-1
Product certifications	CE EAC RCM GL CSA UL CCC
Ambient air temperature for storage	-40...70 °C
Ambient air temperature for operation	-20...50 °C at 60 Hz -20...60 °C at 50 Hz AC/DC
Relative humidity	93...97 % at 25...55 °C conforming to IEC 60068-2-30
Vibration resistance	0.075 mm (f= 10...58.1 Hz) not in operation conforming to IEC 60068-2-6 1 gn (f= 10...58.1 Hz) not in operation conforming to IEC 60068-2-6 0.035 mm (f= 58.1...150 Hz) in operation conforming to IEC 60068-2-6 0.5 gn (f= 58.1...150 Hz) in operation conforming to IEC 60068-2-6
Shock resistance	15 gn (duration = 11 ms) for not in operation conforming to IEC 60068-2-27 5 gn (duration = 11 ms) for in operation conforming to IEC 60068-2-27
IP degree of protection	IP20 (terminals) conforming to IEC 60529 IP40 (housing) conforming to IEC 60529 IP50 (front panel) conforming to IEC 60529

Pollution degree	3 conforming to IEC 60664-1 3 conforming to UL 508
Dielectric test voltage	2.5 kV, 1 min AC 50 Hz conforming to IEC 60255-27

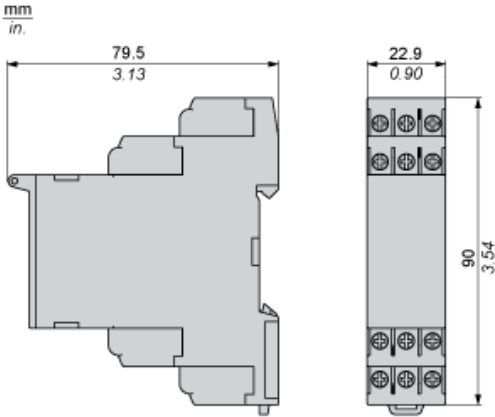
Packing Units

Package 1 Weight	0.103 kg
Package 1 Height	0.250 dm
Package 1 width	0.820 dm
Package 1 Length	0.950 dm

Offer Sustainability

Sustainable offer status	Green Premium product
REACH Regulation	REACH Declaration
EU RoHS Directive	Pro-active compliance (Product out of EU RoHS legal scope) EU RoHS Declaration
Mercury free	Yes
RoHS exemption information	Yes
China RoHS Regulation	China RoHS declaration
Environmental Disclosure	Product Environmental Profile
Circularity Profile	End of Life Information
WEEE	The product must be disposed on European Union markets following specific waste collection and never end up in rubbish bins

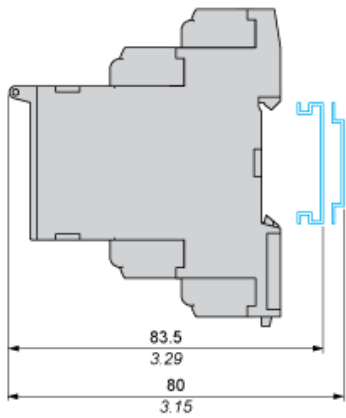
Dimensions



Mounting and Clearance

Rail Mounting

mm
in.



3-Phase Control Relay

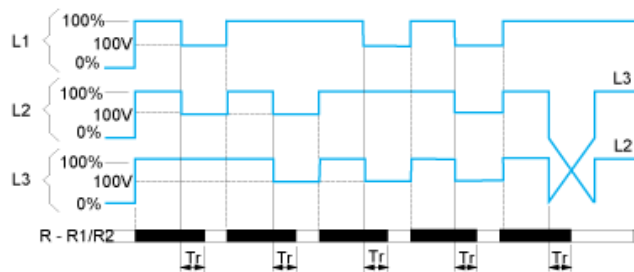
Wiring Diagram



L1,L2,L3 : Supply to be monitored
11-14,12 : 1st C/O contact of output relay
21-24,22 : 2nd C/O contact of output relay

Function Diagram

Phase Sequence Control and Total Loss of Phase Detection



Legend

- T_r Response time on appearance of a fault
- L1, L2, L3 Phases of the supply voltage monitored
- R - R1/R2 Output relay(s),
- Relay status: black color = energized.