



Main

Range of product	Harmony Relay
Product or component type	Socket
Contact terminal arrangement	Separate
Device short name	RGZ

Complementary

Product compatibility	Plug-in relay RXG 1 C/O
Shape of pin	Flat
[Ui] rated insulation voltage	250 V
[Uimp] rated impulse withstand voltage	4 kV
Line Rated Current	10 A
[Ue] rated operational voltage	250 V IEC 300 V UL
Dielectric strength	2500 V
Connections - terminals	Spring clamp terminals (push 'n stay), 1 x 0.5...1 x 1.5 mm ² AWG 20...AWG 16) flexible with cable end Spring clamp terminals (push 'n stay), 1 x 0.5...1 x 1.5 mm ² AWG 20...AWG 16) solid without cable end
Fixing mode	Clip-on (35 mm symmetrical DIN rail)
Length	3.86 in (98 mm)
Maximum Width	0.63 in (16 mm)
Height	2.64 in (67 mm)
Net Weight	0.09 lb(US) (0.039 kg)

Environment

Ambient air temperature for storage	-40...185 °F (-40...85 °C)
Ambient air temperature for operation	-40...158 °F (-40...70 °C)
Standards	IEC 61984
Product certifications	CSA UL EAC
Marking	CE
IP degree of protection	IP20
Overvoltage category	III
Pollution degree	3

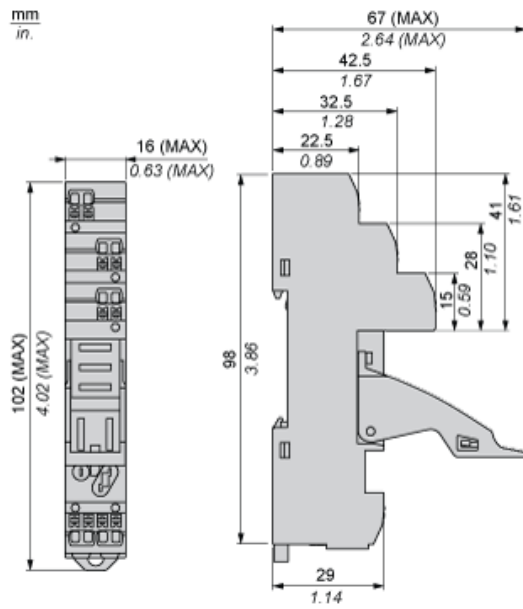
Ordering and shipping details

Category	21128 - ZELIO ICE CUBE RELAY ACCESSORIES
Discount Schedule	CP2
Nbr. of units in pkg.	1
Package weight(Lbs)	1 lb(US) (0.45 kg)
Returnability	No

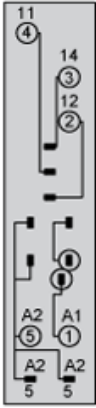
Offer Sustainability

Sustainable offer status	Green Premium product
California proposition 65	WARNING: This product can expose you to chemicals including: Lead and lead compounds, which is known to the State of California to cause cancer and birth defects or other reproductive harm. For more information go to www.P65Warnings.ca.gov
REACH Regulation	REACH Declaration
REACH free of SVHC	Yes
EU RoHS Directive	Pro-active compliance (Product out of EU RoHS legal scope) EU RoHS Declaration
Toxic heavy metal free	Yes
Mercury free	Yes
RoHS exemption information	Yes
China RoHS Regulation	China RoHS Declaration
Environmental Disclosure	Product Environmental Profile
WEEE	The product must be disposed on European Union markets following specific waste collection and never end up in rubbish bins.

Dimensions



Wiring

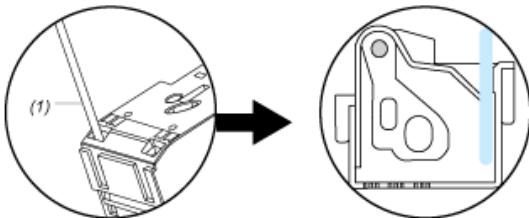


Installation



Installation

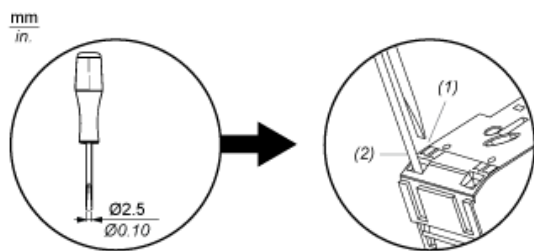
Push In (Insert Cable)



(1): Insert Wire

Uninstallation

Pull Out (Remove Cable)



(1): Press
(2): Pull Wire