




120W Desktop C14 Adapter Series



Features

- Non-Vented Case
- US DoE Level VI Efficiency Compliance
- Ecodesign/ErP Lot 7 (EU) 2019/1782 Compliance
- EU CoC Ver 5 Tier 2 Compliance
- Class B EMI

Applications

- Industrial
- Test and Measurement
- Peripherals
- Networking

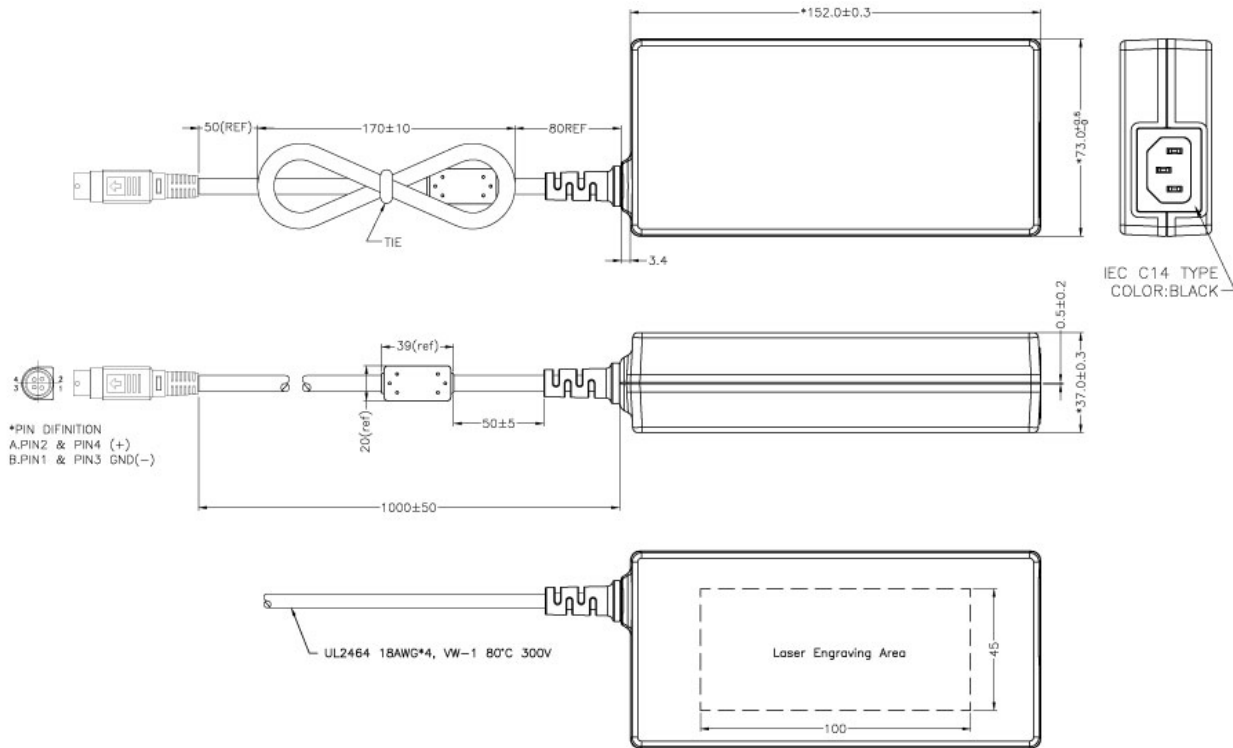


PSA120U Series Specifications¹

Model		PSA120U-120L6-R	PSA120U-240L6-R	PSA120U-480L6-R
Output	DC Output Voltage	12.0V	24.0V	48.0V
	Max Current	9.0A (11.0A peak) ³	5.0A (6.0A peak) ³	2.5A (3.0A peak) ³
	Output Power	108.0W	120.0W	120.0W
	Regulation	± 5%	± 5%	± 5%
	Ripple & Noise P-P(max) ⁴	200mV	380mV	480mV
Input	AC Input Voltage Range	90 to 264VAC		
	AC Input Frequency	47 to 63Hz		
	Input Current	1.5A (RMS) max @115VAC, 0.75A (RMS) max @230VAC		
	Inrush Current	220A max @115VAC (Cold start at ambient 25°C)		
	No Load Power Consumption at 115VAC Input	0.0744W	0.106W	0.106W
	No Load Power Consumption at 230VAC Input	0.0846W	0.134W	0.1140W
	115VAC Average Efficiency ⁵	89.395%	90.52%	91.568%
	230VAC Average Efficiency ⁵	89.366%	91.13%	91.816%
	230VAC 10% Load Efficiency ⁵	90.294%	87.37%	88.211%
Leakage Current	<250uA @250VAC/50Hz			
Protection	Over-Voltage	13.2V ~17V Latch mode	<32V	<60V
	Short Circuit	Output can be shorted permanently without damage		
	Over-Current	Auto recover		
	Over-Temperature	Latch mode		
Environmental	Operating Temperature	0°C to +40°C		
	Non-Operating Temperature	-20° to +80°C		
	Operating Humidity	10 to +95% Relative Humidity		
Safety Approvals and EMC	Dielectric Withstand (HI-POT)	Primary to Secondary: 3000VAC for 1min, 10mA		
	Insulation Resistance	Primary to Secondary: >100M ohm for 500VDC		
	Standards	cULus 62368-1, IEC 60950-1, IEC 62368-1		
	EMI Emissions	FCC Part 15 Class B, CAN ICES-003(B)/NMB-003(B), EN 55032/CISPR 32 Class B Conducted and Radiated		
	Harmonic Current Emissions	IEC 61000-3-2		
	Voltage Fluctuations & Flicker	IEC 61000-3-3		
	Immunity	EN 55035/CISPR 35: IEC 61000-4-2 (+/- 15kV air, +/- 8kV contact), IEC 61000-4-3, IEC 61000-4-4, IEC 61000-4-5 (+/- 2kV), IEC 61000-4-6, IEC 61000-4-8, IEC 61000-4-11		
Mechanical	Dimensions (L x W x H)	152mm (5.98in) x 73mm (2.87in) x 37mm (1.46in)		
	Weight	800g		
	Cable Length	1000mm	1500mm	
	DC Output Connector	4 pin Mini DIN	2.5mm x 5.5mm x 10.0mm	
	DC Wire Type	18 AWG	16 AWG	18 AWG
	DC Plug Pin Assignment	Pins 1 & 3: V+ Pins 2 & 4: GND (V-)	Inner (V+) / Outer GND (V-)	
	Input Connector	IEC 60320 C14		

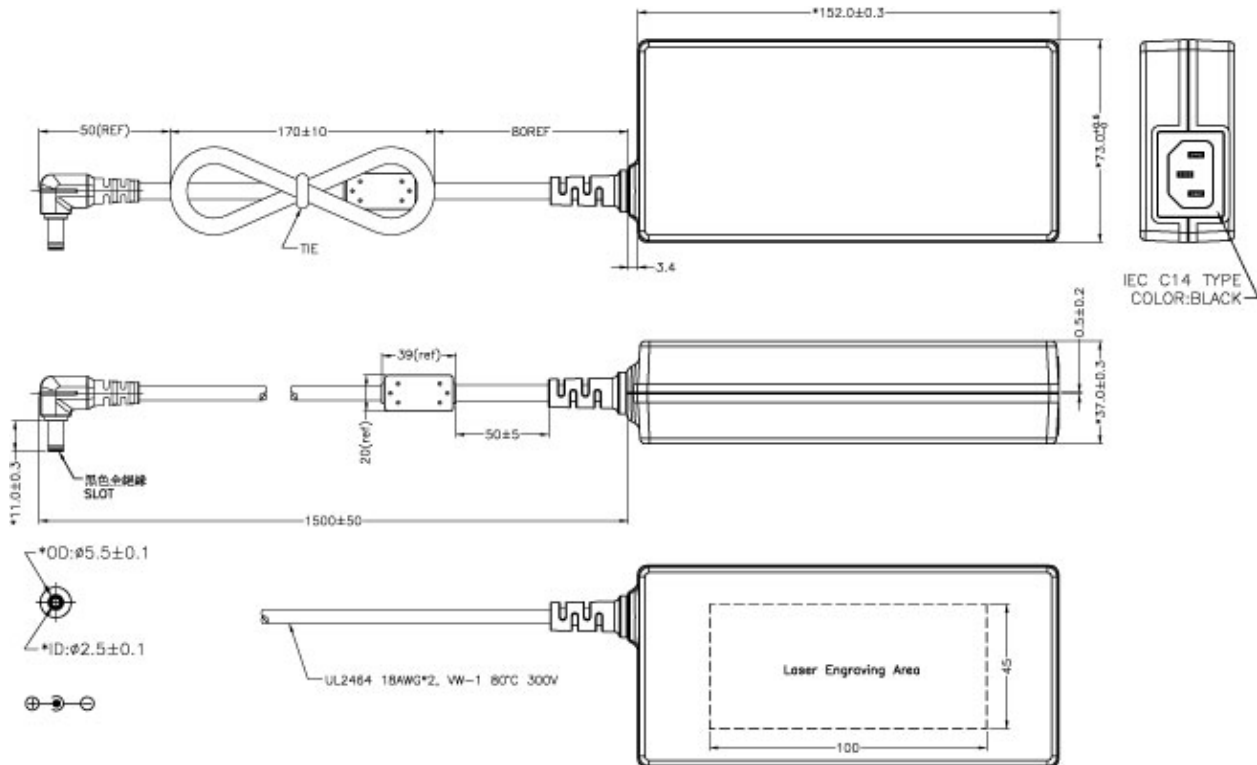


PSA120U-120L6 Outline Drawing





PSA120U Series Outline Drawing (All models except 12V)








**Supplier's Declaration of Conformity
47 CFR § 2.1077 Compliance Information**

Phihong USA Corporation
47800 Fremont Boulevard
Fremont, CA 94538
Telephone: (510) 445-0100
www.phihong.com

This device complies with/The devices in this product series comply with part 15 of the FCC Rules. Operation is subject to the following two conditions: (1) This device may not cause harmful interference, and (2) this device must accept any interference received, including interference that may cause undesired operation.



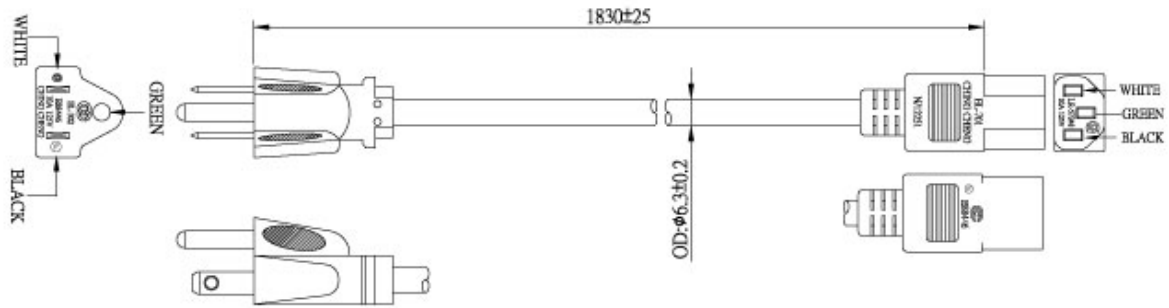
Line Cords - Sold Separately

Model		AC30UNA-R	AC30UEU-R	AC30UUK-R
Specifications	Plug Type	North America NEMA 5-15P	Continental Europe CEE 7VIII	United Kingdom BS 1363
	Connector	IEC320 C13	IEC320 C13	IEC320 C13
	Wire Size	18 AWG	0.75mm	1.0mm
	Temperature	60°C	70°C	70 °C
	Amperage Rating	10A	6A	10A
	Voltage Rating	125V	250V	250V
	Cable Length	1830mm	1830mm	2500mm
Safety Approvals		CSA; UL	CEBEC; DEMKO; DVE; FIMKO; GOST; IMQ; KEMA; NEMKO; NF; OVE; SEMKO	BSI; Safety Mark
Photos				

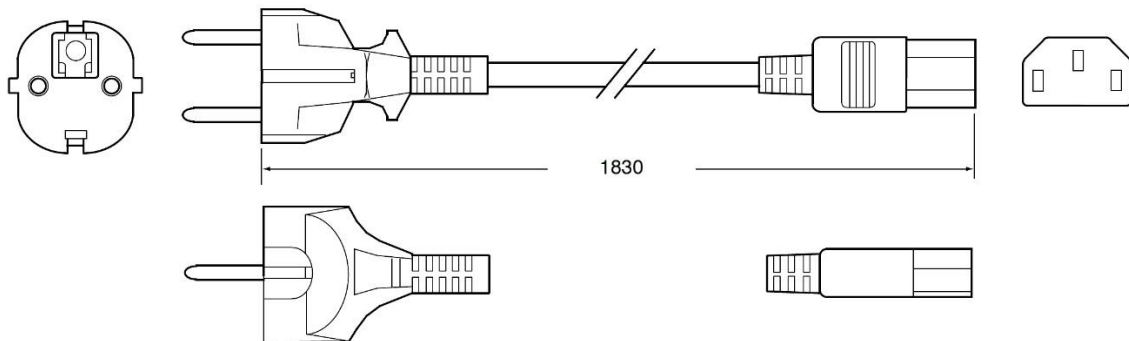


Line Cords - Outline Drawings

AC30UNA-R



AC30UEU-R



AC30UUK-R

