



## 36 Watt Desktop C14 Adapter Series



### Features

- DOE Level VI Efficiency Compliant
- EU CoC Tier 2 Compliant (Except 12V model)
- Non-vented/Spill-proof Case
- Class B EMI

### Applications

- Networking
- Peripherals
- Industrial
- Test and Measurement

### Safety Compliance

- UL/IEC62368-1

### Mechanical Characteristics

- Length: 100mm (3.94in)
- Width: 50mm (1.97in)
- Height: 33mm (1.30in)
- Weight: 170g (6 oz)

### Output Specifications

Model	Output Voltage	Max Current	Output Power	Regulation	Ripple & Noise <sup>1</sup> p-p(max)
PPL36U-050	5V	5A	25W	± 6 %	80mV
PPL36U-075	7.5V	4A	30W	± 5 %	75mV
PPL36U-085	8.5V	3.52A	30W	± 5 %	85mV
PPL36U-090	9V	3.34A	30W	± 5 %	90mV
PPL36U-120L6	12V	3A	36W	± 5 %	120mV
PPL36U-135	13.5V	2.66A	36W	± 5 %	135mV
PPL36U-150	15V	2.4A	36W	± 5 %	150mV
PPL36U-160	16V	2.25A	36W	± 5 %	160mV
PPL36U-180	18V	2A	36W	± 5 %	180mV
PPL36U-240	24V	1.5A	36W	± 5 %	240mV
PPL36U-480	48V	0.75A	36W	± 5 %	480mV

Notes:

1. 20MHz bandwidth frequency oscilloscope, add a 0.1µF multilayer Cap. and Low ESR Electrolytic Cap. (47µF) at output connector terminals (nominal line voltage, full load)

**Input:****AC Input Voltage Rating**

100 to 240VAC

**AC Input Voltage Range**

90 to 264VAC

**AC Input Frequency**

50 to 60Hz

**Input Current**

1A max.

**Leakage Current**

&lt;3.5mA

**Inrush Current**

70A max/230VAC

(Cold Start at ambient 25°C)

**Input Power Saving**

≤0.075W at 115VAC and 230VAC, no load

(All models except 12V)

≤0.1W at 115VAC and 230VAC, no load (12V only)

**OUTPUT:****Efficiency<sup>2</sup>**

DOE Level VI

CoC V5 Tier 2 (Except 12V model)

**Over-Voltage Protection**

V out 180% max

**Short-Circuit Protection**

Auto-recover after short-circuit fault being removed

**Over-Current Protection**

I out 170% max – 12V

I out 200% max – All models except 12V

**ENVIRONMENTAL****Temperature**

Operating 0°C to +40°C

Non-operating -20°C to +80°C

Operating Humidity 20°C to 80%

**Emissions**

Complies with FCC Class B

Complies with EN55032 Class B

**Dielectric Withstand (Hi-Pot) Test**

Primary to Secondary: 3000VAC for 1 min, 10mA

**Insulation Resistance**

Primary to Secondary: 10 M ohm for 500 VDC

**DC Cable Length**

1000MM – 5V only

1500MM

**DC Cable Type**

16AWG – 5V, 7.5V

18AWG – 8.5V, 9V, 12V, 13.5V, 15V, 16V, 18V

20AWG – 24V

22AWG – 48V

**DC Output Connector**

2.1mm x 5.5mm x 10mm

**DC Plug pin assignment**

Inner (+V)

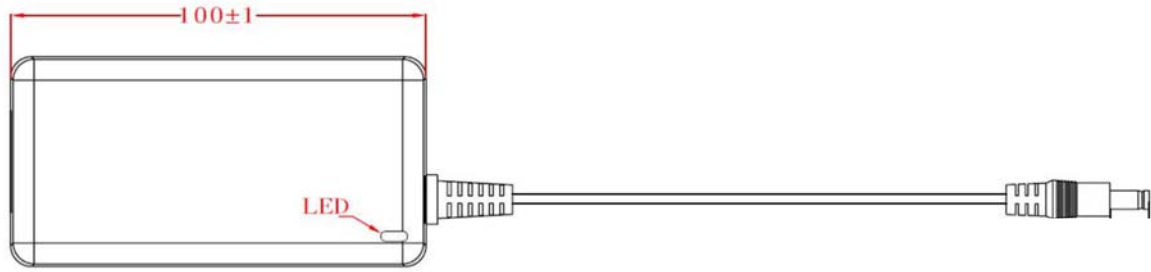
Outer GND (-)

**Input Connector**

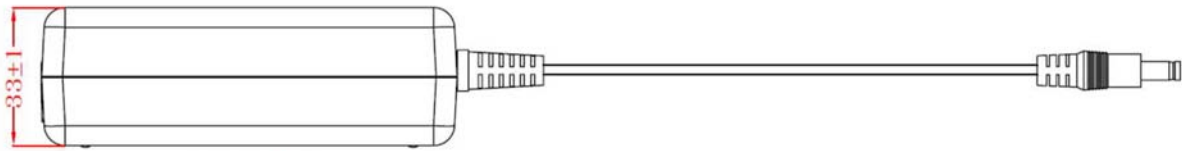
IEC60320-C14

## Notes:

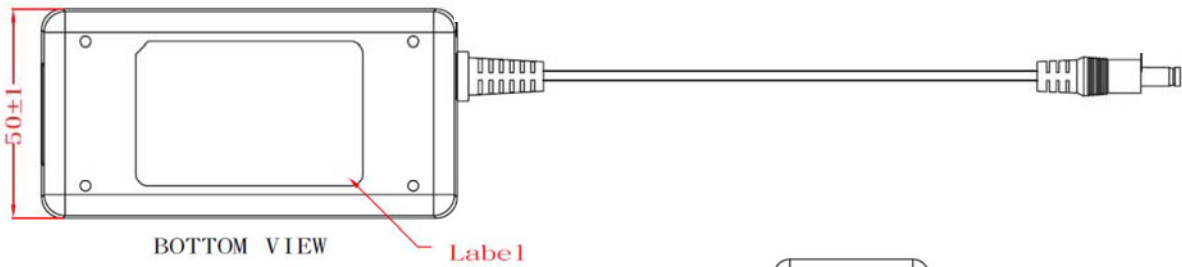
1. The characteristics defined are at ambient temperature of 25°C unless otherwise specified
2. Efficiency is measured after 30 minutes burn-in



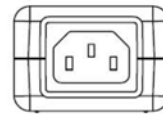
TOP VIEW



SIDE VIEW



BOTTOM VIEW



FRONT-VIEW

**Supplier's Declaration of Conformity  
47 CFR § 2.1077 Compliance Information**

Phihong USA Corporation  
47800 Fremont Boulevard  
Fremont, CA 94538  
Telephone: (510) 445-0100  
[www.phihong.com](http://www.phihong.com)

NOTE: This model has/The models in this product series have been tested and found to comply with the limits for a Class B digital device, pursuant to part 15 of the FCC Rules. These limits are designed to provide reasonable protection against harmful interference in a residential installation. This equipment generates, uses and can radiate radio frequency energy and, if not installed and used in accordance with the instructions, may cause harmful interference to radio communications. However, there is no guarantee that interference will not occur in a particular installation. If this equipment does cause harmful interference to radio or television reception, which can be determined by turning the equipment off and on, the user is encouraged to try to correct the interference by one or more of the following measures:

- Reorient or relocate the receiving antenna.
- Increase the separation between the equipment and receiver.
- Connect the equipment into an outlet on a circuit different from that to which the receiver is connected.
- Consult the dealer or an experienced radio/TV technician for help.

Changes or modifications to equipment not expressly approved by PHIHONG could void the user's authority to operate the equipment.