

SUMMARY

Wires

Low voltage 3



Image is for illustrative purpose only

Series 1K
Termination type Female crimp
IP rating 68
AWG wire size 20.00 - 18.00
Cable Ø 4.10 - 4.50 mm
Status active

Download

[Request a quote](#)

[Eplan](#)

[Catalog](#)

TECHNICAL DETAILS

Mechanics

Shell Style/Model PE*: Fixed receptacle, nut fixing, cable collet (back panel mounting)
Keying 1 key (alpha=0, plug: male contacts, receptacle: female contacts)
Housing Material Brass (chrome plated [SAE AMS 2460]) shell and collet nut, nickel plated [SAE AMS QQ N 290] brass latch sleeve and mid pieces

Performance

Configuration 1K.303 : 3 Low Voltage
Insulator Y: PEEK for crimp contacts
Rated Current 12 Amps

Specifications

Contact Type: Crimp
Contact Retention: 40 N
Contact Dia.: 1.3 mm (0.051in)
Bucket Dia.: 1.4 mm (0.055in)
Min. Conductor: 0.5 mm² (AWG 20)
Max. Conductor: 1 mm² (AWG 18)
R (max): 3.6 mOhm
V_{test} (contact-shell): 1850 V (AC), 2600 V (DC)
V_{test} (contact-contact): 1600 V (AC), 2250 V (DC)

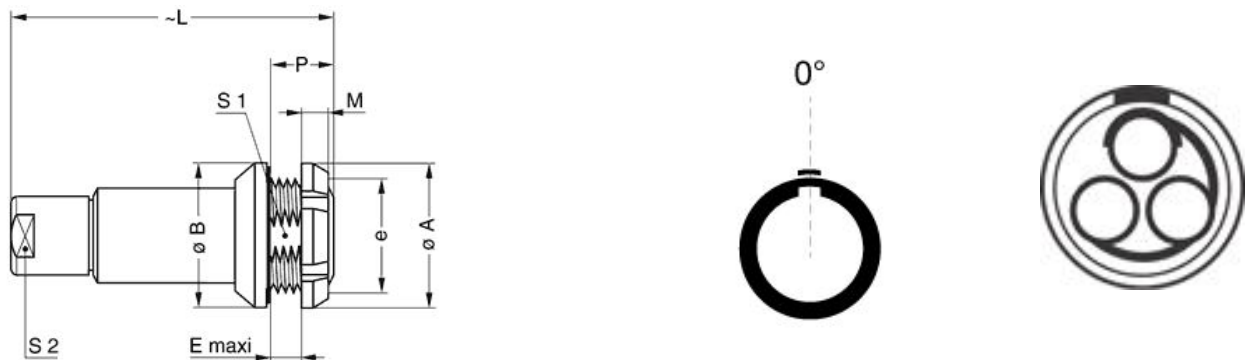
LEMO products and services are provided "as is". LEMO makes no warranties or representations with regard to LEMO product & services or use of them, express, implied or statutory, including for accuracy, completeness, or security. The user is fully responsible for his products and applications using LEMO components.

Others

Endurance (Shell): 5000 mating cycles
Temp (min / max): -55°C / +200°C
Humidity (max): <=95% [at 60 deg C / 140 F]
Vibration: 15 g [10 Hz - 2000 Hz]
Shock Resistance: 100 g [6 ms]
Climatical Category: 50/175/21
Shielding (min): 95 dB (10 MHz)
Shielding (min): 80 dB (1 GHz)
Salt Spray Corrosion: >1000 hr

DRAWINGS

Draws



Dimensions

	A	B	E	L	M	P	S1	e
mm.	20	20	6.5	45	3.5	10	14.5	M16x1.0
in.	0,79	0,79	0,26	1,77	0,14	0,39	0,57	

RECOMMENDED BY LEMO




Tools

Crimp Tool: [DPC.91.701.V](#)
Crimp settings: AWG/Selector = 18-20/8-7

LEMO products and services are provided "as is". LEMO makes no warranties or representations with regard to LEMO product & services or use of them, express, implied or statutory, including for accuracy, completeness, or security. The user is fully responsible for his products and applications using LEMO components.

Positionner: [DCE.91.131.BVM](#)
 Extractor: [DCF.91.131.2LT](#)
 Replacement contact: EGG.1B.665.ZZM
 Spanner wrench: [DCD.1E.008.PA090](#)

Cables

130250	PVC	Grey	
30260	PVC	Black	
3280	PVC	Black	

LEMO products and services are provided "as is". LEMO makes no warranties or representations with regard to LEMO product & services or use of them, express, implied or statutory, including for accuracy, completeness, or security. The user is fully responsible for his products and applications using LEMO components.