



SMA Male to SMA Female Radius Right Angle Adapter, Gold Plated

RF Adapters Technical Data Sheet

PE91155

Configuration

- SMA Male Connector 1
- SMA Female Connector 2
- 50 Ohms
- Radius Right Angle Body Geometry

Features

- Max VSWR of 1.25:1 up to 18 GHz
- SMA interface compliant with MIL-STD-348
- Epoxy captivation
- Contact plating according to ASTM B-488
- Gold Plated Beryllium Copper Contact

Applications

- General Purpose Test

Description

Pasternack's PE91155 SMA male to SMA female radius right angle adapter, is part of our full line of RF components available for same-day shipping. The SMA connector mates mechanically with commercially available 3.5mm and 2.92mm (K) connectors. The SMA connector mates mechanically with commercially available 3.5mm and 2.92mm (K) connectors. Our SMA to SMA adapter has a male to female gender configuration. PE91155 SMA male to SMA female adapter is gold plated and operates to 18 GHz. The Pasternack RF adapter provides excellent VSWR of 1.25:1 maximum. This low profile radius right angle SMA adapter allows for easier connections in tight spaces.

RF adapters are often used to enable connections between two connector types that would otherwise not mate. Certain adapter configurations can also be used to protect connectors on expensive equipment where the number of connect/disconnect cycles is high. An RF, microwave or millimeter wave adapter is connected to the equipment, and the commonly changed connection is made with the adapter which can be easily replaced when it wears out after high usage; such adapters are referred to as connector savers. Pasternack also offers bulkhead, panel mount, hermetically sealed, reverse polarity, and isolated ground adapter varieties to serve all of your RF, microwave and millimeter wave needs.

Electrical Specifications

Description	Minimum	Typical	Maximum	Units
Frequency Range	DC		18	GHz
VSWR			1.25:1	
Insertion Loss			0.2	dB
Operating Voltage (AC)			335	Vrms
Dielectric Withstanding Voltage (AC)			1,500	Vrms
High Potential Voltage (at 5 MHz)			1,000	Vrms
Corona Discharge (at 70,000 ft)			375	Vrms
Inner Conductor DC Resistance			3	mOhms
Outer Conductor DC Resistance			2	mOhms

Click the following link (or enter part number in "SEARCH" on website) to obtain additional part information including price, inventory and certifications: [SMA Male to SMA Female Radius Right Angle Adapter, Gold Plated PE91155](#)



SMA Male to SMA Female Radius
Right Angle Adapter, Gold Plated

RF Adapters Technical Data Sheet

PE91155

Insulation Resistance 5,000 MOhms

Electrical Specification Notes:
Values at 25°C, sea level.

Mechanical Specifications

Size

Length 0.55 in [13.97 mm]
Width 0.312 in [7.92 mm]
Height 0.312 in [7.92 mm]
Weight 0.013 lbs [5.9 g]

Description	Connector 1	Connector 2
Type	SMA Male	SMA Female
Polarity	Standard	Standard
Interface Specification	MIL-STD-348	MIL-STD-348
Contact Captivation Method	Epoxy	Epoxy
Mating Cycles	500	500
Hex Size	5/16 in.	
Mating Torque	8 to 10 in-lbs [0.90 to 1.13 Nm]	

Material Specifications

Description	Connector 1		Connector 2	
	Material	Plating	Material	Plating
Type	SMA Male		SMA Female	
Contact	Beryllium Copper	Gold ASTM B-488	Beryllium Copper	Gold ASTM B-488
Insulation	PTFE		PTFE	
Outer Conductor			Stainless Steel	Gold ASTM B-488
Body	Stainless Steel	Gold ASTM B-488		
Coupling Nut	Stainless Steel	Gold ASTM B-488		

Click the following link (or enter part number in "SEARCH" on website) to obtain additional part information including price, inventory and certifications: [SMA Male to SMA Female Radius Right Angle Adapter, Gold Plated PE91155](#)



SMA Male to SMA Female Radius
Right Angle Adapter, Gold Plated

RF Adapters Technical Data Sheet

PE91155

Environmental Specifications

Temperature

Operating Range

-65 to +165 deg C

Humidity

MIL-STD-202, Method 106

Shock

MIL-STD-202, Method 213, Test Cond. I

Vibration

MIL-STD-202, Method 204, Test Cond. D

Thermal Shock

MIL-STD-202, Method 107, Test Cond. C

Salt Spray

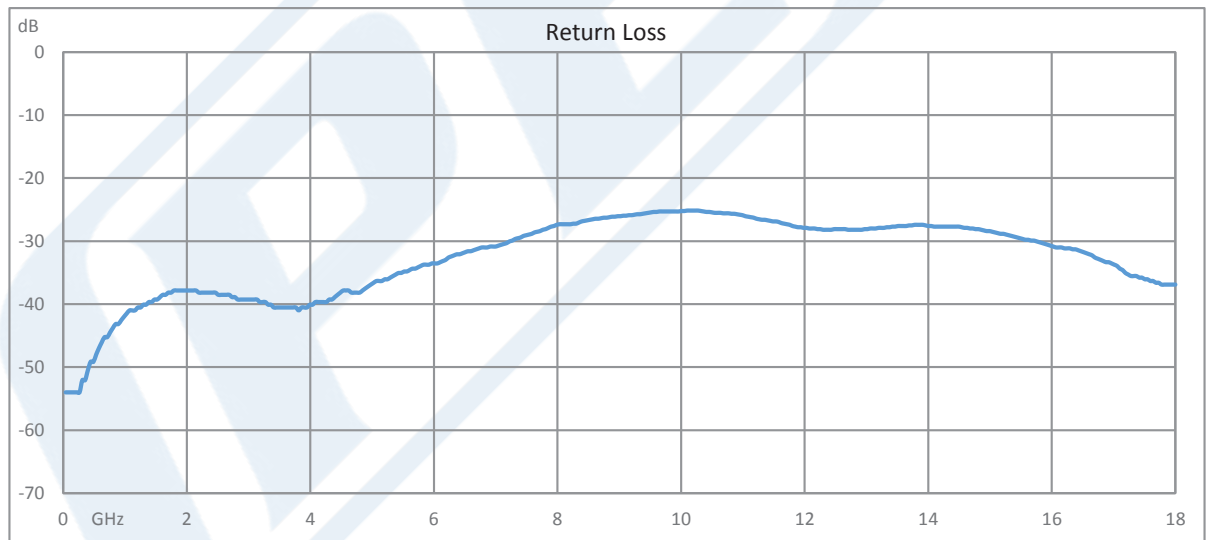
MIL-STD-202, Method 101, Test Cond. B

Compliance Certifications (see [product page](#) for current document)

Plotted and Other Data

Notes:

Typical Performance Data



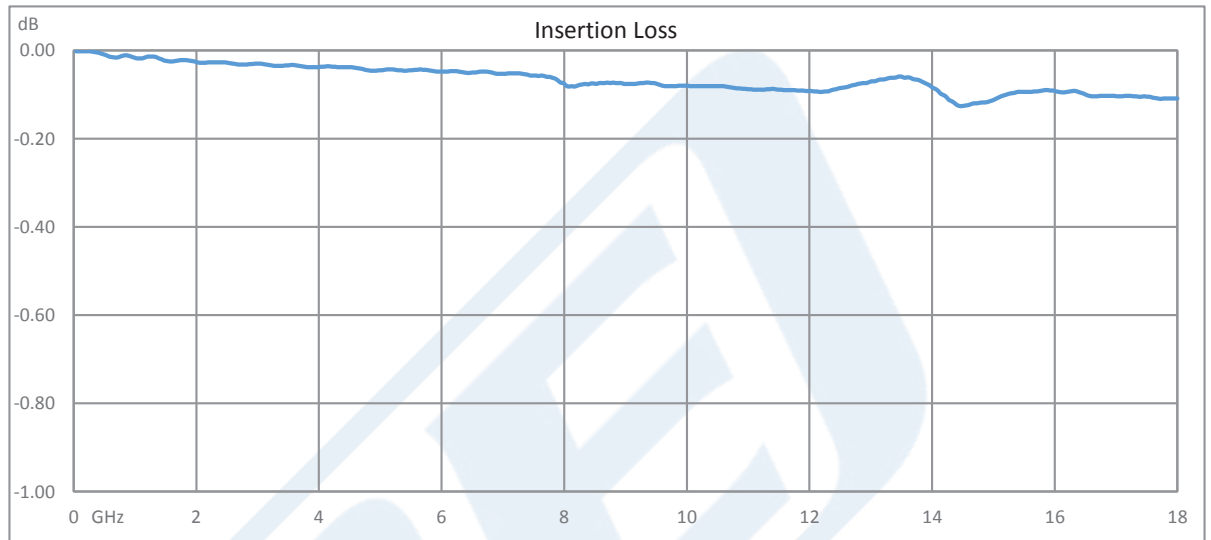
Click the following link (or enter part number in "SEARCH" on website) to obtain additional part information including price, inventory and certifications: [SMA Male to SMA Female Radius Right Angle Adapter, Gold Plated PE91155](#)



SMA Male to SMA Female Radius
Right Angle Adapter, Gold Plated

RF Adapters Technical Data Sheet

PE91155



SMA Male to SMA Female Radius Right Angle Adapter, Gold Plated from Pasternack Enterprises has same day shipment for domestic and International orders. Our RF, microwave and millimeter wave products maintain a 99% availability and are part of the broadest selection in the industry.

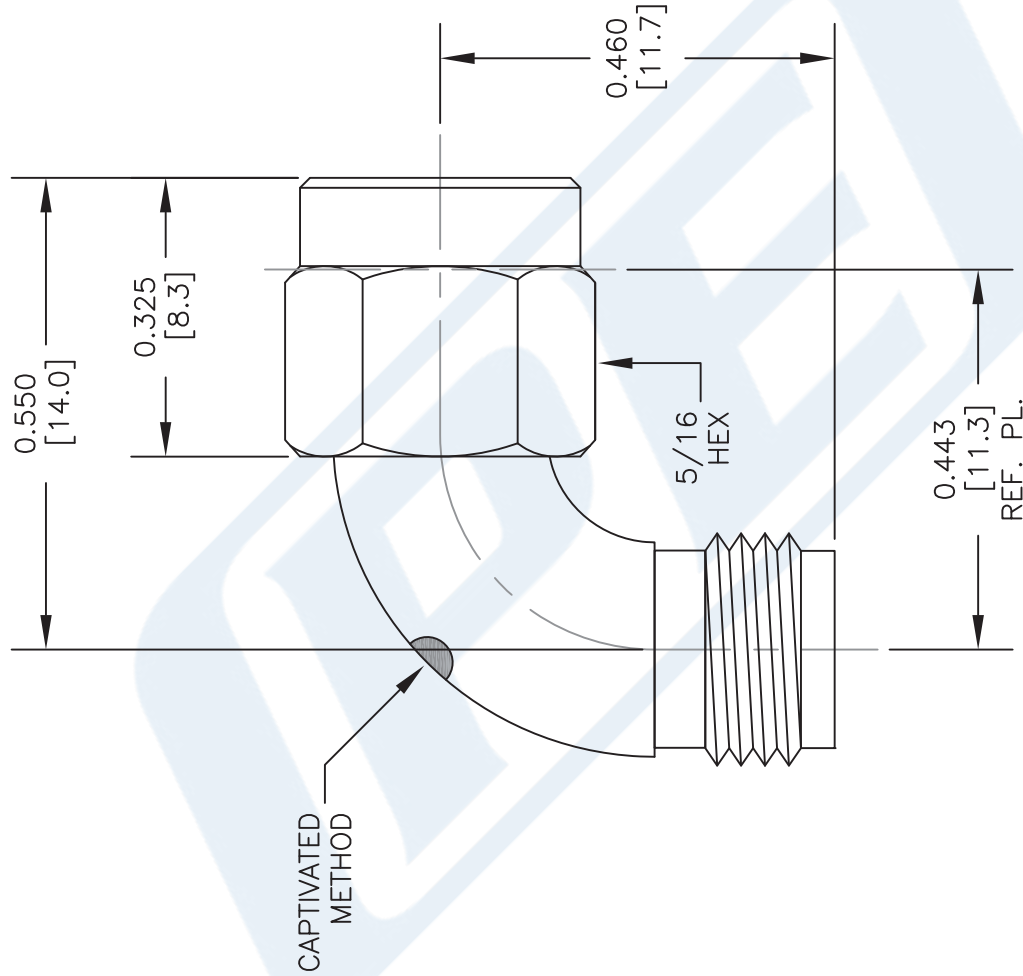
Click the following link (or enter part number in "SEARCH" on website) to obtain additional part information including price, inventory and certifications: [SMA Male to SMA Female Radius Right Angle Adapter, Gold Plated PE91155](https://www.pasternack.com/sma-male-sma-female-radius-right-angle-adapter-pe91155-p.aspx)

URL: <https://www.pasternack.com/sma-male-sma-female-radius-right-angle-adapter-pe91155-p.aspx>

The information contained in this document is accurate to the best of our knowledge and representative of the part described herein. It may be necessary to make modifications to the part and/or the documentation of the part, in order to implement improvements. Pasternack reserves the right to make such changes as required. Unless otherwise stated, all specifications are nominal. Pasternack does not make any representation or warranty regarding the suitability of the part described herein for any particular purpose, and Pasternack does not assume any liability arising out of the use of any part or documentation.

PE91155 CAD Drawing

SMA Male to SMA Female Radius Right Angle Adapter, Gold Plated



STANDARD TOLERANCES

.X ±0.2
.XX ±0.1
.XXX ±0.05

*STANDARD TOLERANCES APPLY ONLY TO DIMENSIONS IN INCHES



THE ENGINEER'S RF SOURCE
Pasternack Enterprises, Inc.
P.O. Box 16759 | Irvine | CA | 92623
Phone: (949) 261-1920 | Fax: (949) 261-7451
Website: www.pasternack.com | E-Mail: sales@pasternack.com

DWG TITLE

PE91155

FSCM NO. 53919

NOTES:
1. UNLESS OTHERWISE SPECIFIED ALL DIMENSIONS ARE NOMINAL.
2. ALL SPECIFICATIONS ARE SUBJECT TO CHANGE WITHOUT NOTICE AT ANY TIME.
3. DIMENSIONS ARE IN INCHES [mm].

CAD FILE 021814

SCALE N/A

SIZE A

2233