

PCI-7432/7433/7434, cPCI-7432/7433/7434

64-CH Isolated Digital I/O Cards

Features

- Supports a 32-bit 5 V PCI bus (PCI-7432/7433/7434)
- 3U Eurocard form factor, CompactPCI compliant (PICMG 2.0 R2.1) (cPCI-7432/7433/7434)
- 32-CH isolated digital inputs & 32-CH isolated digital outputs (PCI-7432/7432HIR, cPCI-7432)
- 64-CH isolated digital inputs (PCI-7433/7433HIR, cPCI-7433)
- 64-CH isolated digital outputs (PCI-7434, cPCI-7434/7434P)
- Isolation Voltage:
 - 2500 VRMS: PCI-7432/7433/7434
 - 5000 VRMS: cPCI-7432/7433/7434/7434P
- Sink current up to 500 mA on single isolated output
- Isolated input voltage up to 24 V (PCI-7432/7433, cPCI-7432/7433)
- Isolated input voltage up to 50 V (PCI-7432HIR/7433HIR)
- Two external interrupt sources (PCI-7432/7432HIR/7433/7433HIR, cPCI-7432/7432RP/7433)

Introduction

ADLINK's cPCI/PCI-743X series cards are 64-CH high-density digital input and/or output cards that provide a robust 2,500 V isolation protection and are suitable for most industrial applications. The wide input range of the cPCI/PCI-7432 and cPCI/PCI-7433 makes it easy to sense the status of external devices. There are several options for PCI-743X series, such as normal version with input range from 0 to 24 V, as well as HIR version with high input range from 0 to 50 V. The PCI-7433ALC is specifically designed for AC power test system.

The cPCI/PCI-7432 and cPCI/PCI-7434 feature a wide output range from 5 to 35 V, suitable for relay driving and industrial automation applications. The cPCI/PCI-7432 and cPCI/PCI-7433 also provide two interrupt sources on digital input channels, which are easily configurable.

Operating Systems


- Windows 7/Vista/XP/2000/2003 Server
- Linux

Recommended Software

- AD-Logger
- VB.NET/VC.NET/VB/VC++/BCB/Delphi
- DAQBench



cPCI-7432




PCI-7432




cPCI-7433



PCI-7433



cPCI-7434



PCI-7434

Driver Support

- DAQPilot for LabVIEW™
- DAQ-MTLB for MATLAB®
- PCIS-DASK for Windows
- PCIS-DASK/X for Linux

Terminal Boards & Cables

- **DIN-100S-01**
Terminal Board with One 100-pin SCSI-II Connector and DIN-Rail Mounting (Cables are not included.)
- **ACL-102100-1**
100-pin SCSI-II cable (mating with AMP-787082-9), 1 M

Ordering Information

- **PCI-7432**
32-CH Isolated DI & 32-CH Isolated DO Card
- **PCI-7432HIR**
32-CH Isolated DI & 32-CH Isolated DO Card with High Input Range
- **PCI-7433**
64-CH Isolated DI Card
- **PCI-7433HIR**
64-CH Isolated DI Card with High Input Range
- **PCI-7434**
64-CH Isolated DO Card
- **cPCI-7433**
64-CH Isolated DI Card
- **cPCI-7434**
64-CH Isolated DO Card
- **cPCI-7434P**
64-CH Isolated DO Card with Source Current Transistor

Specifications

Isolated Digital Input

- Number of channels
 - 32 (PCI-7432/7432HIR, cPCI-7432)
 - 64 (PCI-7433/7433HIR, cPCI-7433)
- Maximum input range (Non-polarity)
 - 24 V, non-polarity (PCI-7432/7433, cPCI-7432/7433)
- Digital logic levels: 0 V to 24 V, non-polarity
 - Input high voltage: 5 V to 24 V
 - Input low voltage: 0 V to 1.5 V
- Input resistance
 - 2.4 k Ω @ 0.5 W (PCI-7432, cPCI-7432, cPCI-7433)
 - 2.4 k Ω @ 1 W (PCI-7433)
 - 4.7 k Ω @ 0.5 W (PCI-7432HIR)
 - 4.7 k Ω @ 1 W (PCI-7433HIR)
- Isolation voltage: 2500 VRMS: PCI-7432/7432HIR/7433/7433HIR
5000 VRMS: cPCI-7432/7433
- Interrupt sources: digital input channel 0 & 1
- Data transfers: programmed I/O

Isolated Digital Output

- Number of channels
 - 32 (PCI-7432/7432HIR, cPCI-7432)
 - 64 (PCI-7434, cPCI-7434)
- Output type: open collector Darlington transistor
- Sink current (PCI-7432/7432HIR/7434, cPCI-7434)
 - 500 mA for single channel @ 100% duty cycle
 - 500 mA for all channels @ 20% duty cycle
- Source current (cPCI-7434P)
 - 500 mA for single channel @ 100% duty cycle
 - 260 mA for all channels @ 10% duty
- Power dissipation: Max. 2.25 W per chip
(8 DO channels) (PCI-7432/7432HIR/7434, cPCI-7432/7434)
Max. 1.47 W per chip (8 DO channels) (cPCI-7434P)
- Supply voltage: 5-35 V
- Isolation voltage: 2500 VRMS
- Data transfers: programmed I/O

General Specifications

- I/O connector: 100-pin SCSI-II female
- Operating temperature: 0°C to 60°C
- Storage temperature: -20°C to 80°C
- Relative humidity: 5% to 95%, non-condensing
- Power requirements

Device	+5 V	
PCI-7432/7432HIR, cPCI-7432	±3%	50 mV
PCI-7433/7433HIR, cPCI-7433	±3%	50 mV
PCI-7434, cPCI-7434P	±3%	50 mV

- Dimensions (not including connectors)
 - 156 mm x 106 mm (PCI-7432 & PCI-7432HIR)
 - 175 mm x 107 mm (PCI-7433, PCI-7433HIR)
 - 156 mm x 106 mm (PCI-7434)
 - 156 mm x 106 mm (PCI-7434P)
 - 160 mm x 100 mm (cPCI-7432/7433/7434)

Pin Assignment

PCI-7432/7432HIR, cPCI-7432

IDI_0	1	51	IDI_8
IDI_1	2	52	IDI_9
IDI_2	3	53	IDI_10
IDI_3	4	54	IDI_11
IDI_4	5	55	IDI_12
IDI_5	6	56	IDI_13
IDI_6	7	57	IDI_14
IDI_7	8	58	IDI_15
COM1	9	59	COM2
COM1	10	60	COM2
COM1	11	61	COM2
COM1	12	62	COM2
IDI_16	13	63	IDI_24
IDI_17	14	64	IDI_25
IDI_18	15	65	IDI_26
IDI_19	16	66	IDI_27
IDI_20	17	67	IDI_28
IDI_21	18	68	IDI_29
IDI_22	19	69	IDI_30
IDI_23	20	70	IDI_31
COM3	21	71	COM4
COM3	22	72	COM4
COM3	23	73	COM4
COM3	24	74	COM4
N/C	25	75	N/C
IDO_0	26	76	IDO_8
IDO_1	27	77	IDO_9
IDO_2	28	78	IDO_10
IDO_3	29	79	IDO_11
IDO_4	30	80	IDO_12
IDO_5	31	81	IDO_13
IDO_6	32	82	IDO_14
IDO_7	33	83	IDO_15
VDD1	34	84	VDD2
IGND	35	85	IGND
IGND	36	86	IGND
IGND	37	87	IGND
IDO_16	38	88	IDO_24
IDO_17	39	89	IDO_25
IDO_18	40	90	IDO_26
IDO_19	41	91	IDO_27
IDO_20	42	92	IDO_28
IDO_21	43	93	IDO_29
IDO_22	44	94	IDO_30
IDO_23	45	95	IDO_31
VDD3	46	96	VDD4
IGND	47	97	IGND
IGND	48	98	IGND
IGND	49	99	IGND
+5Vout	50	100	+5Vout

PCI-7433/7433HIR, cPCI-7433

IDI_0	1	51	IDI_8
IDI_1	2	52	IDI_9
IDI_2	3	53	IDI_10
IDI_3	4	54	IDI_11
IDI_4	5	55	IDI_12
IDI_5	6	56	IDI_13
IDI_6	7	57	IDI_14
IDI_7	8	58	IDI_15
COM1	9	59	COM2
COM1	10	60	COM2
COM1	11	61	COM2
COM1	12	62	COM2
IDI_16	13	63	IDI_24
IDI_17	14	64	IDI_25
IDI_18	15	65	IDI_26
IDI_19	16	66	IDI_27
IDI_20	17	67	IDI_28
IDI_21	18	68	IDI_29
IDI_22	19	69	IDI_30
IDI_23	20	70	IDI_31
COM3	21	71	COM4
COM3	22	72	COM4
COM3	23	73	COM4
COM3	24	74	COM4
N/C	25	75	N/C
IDI_32	26	76	IDI_40
IDI_33	27	77	IDI_41
IDI_34	28	78	IDI_42
IDI_35	29	79	IDI_43
IDI_36	30	80	IDI_44
IDI_37	31	81	IDI_45
IDI_38	32	82	IDI_46
IDI_39	33	83	IDI_47
COM5	34	84	COM6
COM5	35	85	COM6
COM5	36	86	COM6
COM5	37	87	COM6
IDI_48	38	88	IDI_56
IDI_49	39	89	IDI_57
IDI_50	40	90	IDI_58
IDI_51	41	91	IDI_59
IDI_52	42	92	IDI_60
IDI_53	43	93	IDI_61
IDI_54	44	94	IDI_62
IDI_55	45	95	IDI_63
COM7	46	96	COM8
COM7	47	97	COM8
COM7	48	98	COM8
COM7	49	99	COM8
N/C	50	100	N/C

PCI-7434, cPCI-7434

IDI_0	1	51	IDI_8
IDI_1	2	52	IDI_9
IDI_2	3	53	IDI_10
IDI_3	4	54	IDI_11
IDI_4	5	55	IDI_12
IDI_5	6	56	IDI_13
IDI_6	7	57	IDI_14
IDI_7	8	58	IDI_15
VDD1	9	59	VDD2
IGND	10	60	IGND
IGND	11	61	IGND
IGND	12	62	IGND
IDI_16	13	63	IDI_24
IDI_17	14	64	IDI_25
IDI_18	15	65	IDI_26
IDI_19	16	66	IDI_27
IDI_20	17	67	IDI_28
IDI_21	18	68	IDI_29
IDI_22	19	69	IDI_30
IDI_23	20	70	IDI_31
VDD3	21	71	VDD4
IGND	22	72	IGND
IGND	23	73	IGND
IGND	24	74	IGND
N/C	25	75	N/C
IDI_32	26	76	IDI_40
IDI_33	27	77	IDI_41
IDI_34	28	78	IDI_42
IDI_35	29	79	IDI_43
IDI_36	30	80	IDI_44
IDI_37	31	81	IDI_45
IDI_38	32	82	IDI_46
IDI_39	33	83	IDI_47
VDD5	34	84	VDD6
IGND	35	85	IGND
IGND	36	86	IGND
IGND	37	87	IGND
IDI_48	38	88	IDI_56
IDI_49	39	89	IDI_57
IDI_50	40	90	IDI_58
IDI_51	41	91	IDI_59
IDI_52	42	92	IDI_60
IDI_53	43	93	IDI_61
IDI_54	44	94	IDI_62
IDI_55	45	95	IDI_63
VDD7	46	96	VDD8
IGND	47	97	IGND
IGND	48	98	IGND
IGND	49	99	IGND
+5Vout	50	100	+5Vout