

POSITIONS/ CONTACTS	A		B	
	INCH	MM	INCH	MM
02/02	0.079	2.00	0.157	4.00
03/03	0.157	4.00	0.236	6.00
04/04	0.236	6.00	0.315	8.00
05/05	0.315	8.00	0.394	10.00
06/06	0.394	10.00	0.472	12.00
07/07	0.472	12.00	0.551	14.00
08/08	0.551	14.00	0.630	16.00
09/09	0.630	16.00	0.709	18.00
10/10	0.709	18.00	0.787	20.00
11/11	0.787	20.00	0.866	22.00
12/12	0.866	22.00	0.945	24.00
13/13	0.945	24.00	1.024	26.00
14/14	1.024	26.00	1.102	28.00
15/15	1.102	28.00	1.181	30.00
16/16	1.181	30.00	1.260	32.00
17/17	1.260	32.00	1.339	34.00
18/18	1.339	34.00	1.417	36.00
19/19	1.417	36.00	1.496	38.00
20/20	1.496	38.00	1.575	40.00
21/21	1.575	40.00	1.654	42.00
22/22	1.654	42.00	1.732	44.00
23/23	1.732	44.00	1.811	46.00
24/24	1.811	46.00	1.890	48.00
25/25	1.890	48.00	1.969	50.00
26/26	1.969	50.00	2.047	52.00
27/27	2.047	52.00	2.126	54.00
28/28	2.126	54.00	2.205	56.00
29/29	2.205	56.00	2.283	58.00
30/30	2.283	58.00	2.362	60.00
31/31	2.362	60.00	2.441	62.00
32/32	2.441	62.00	2.520	64.00
33/33	2.520	64.00	2.598	66.00
34/34	2.598	66.00	2.677	68.00
35/35	2.677	68.00	2.756	70.00
36/36	2.756	70.00	2.835	72.00
37/37	2.835	72.00	2.913	74.00
38/38	2.913	74.00	2.992	76.00
39/39	2.992	76.00	3.071	78.00
40/40	3.071	78.00	3.150	80.00

PART NUMBER CODING

NRPNxx1PAEN-RC

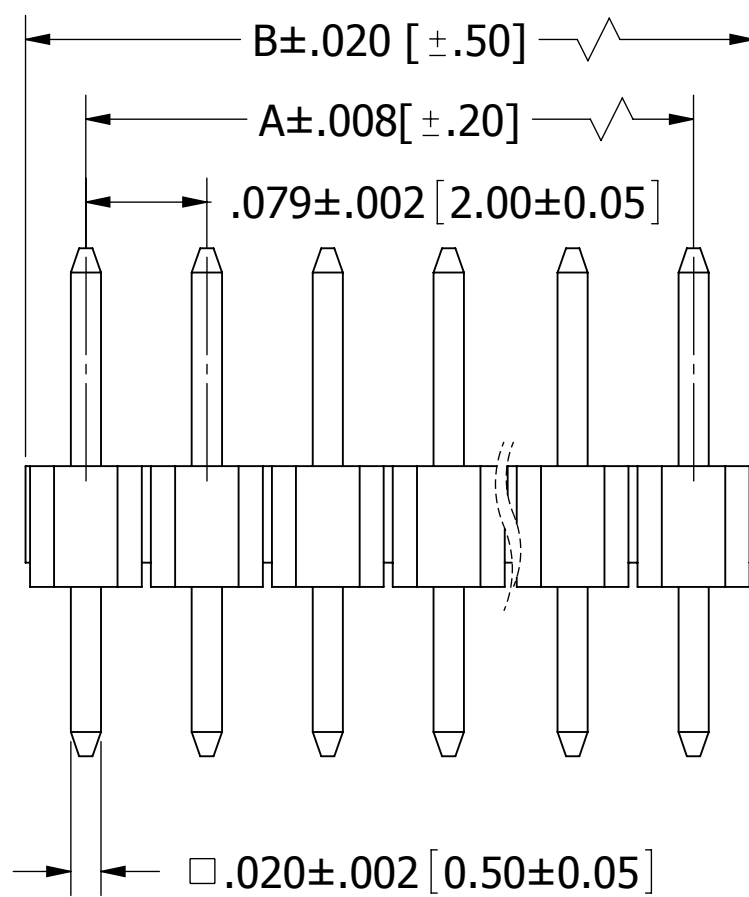
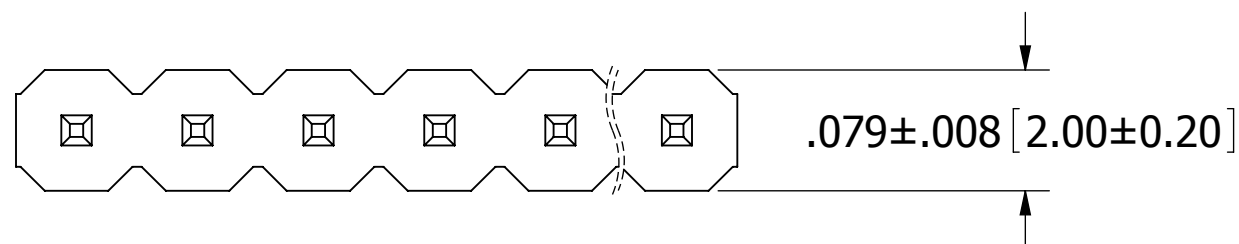
NUMBER OF POSITIONS

(CONTACTS PER ROW, 02 THRU 40)

INSULATOR MATERIAL

N = NYLON 6T, UL 94V-0.

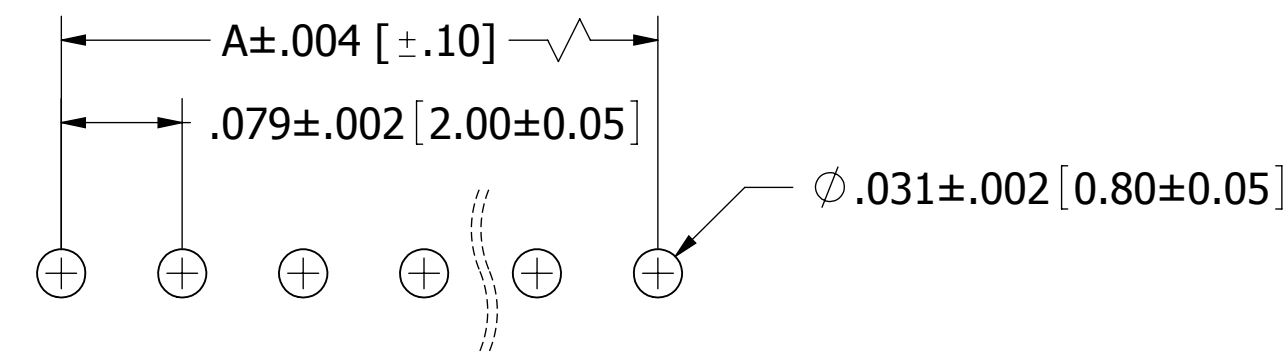
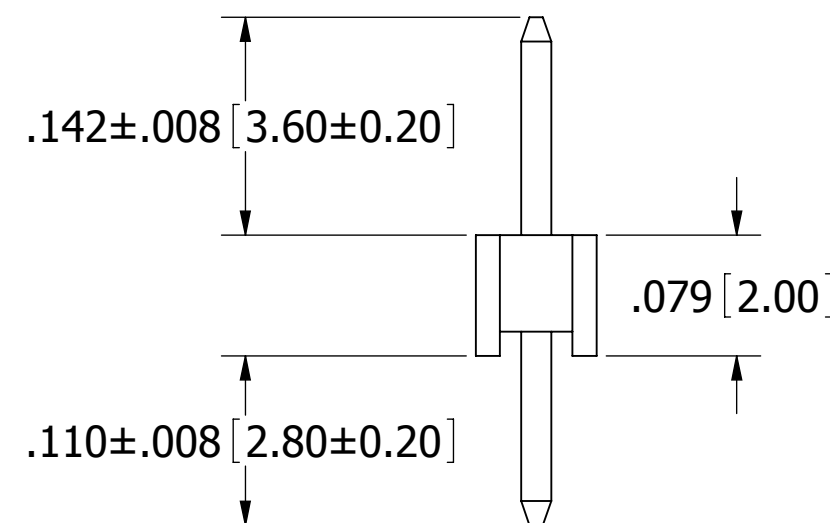
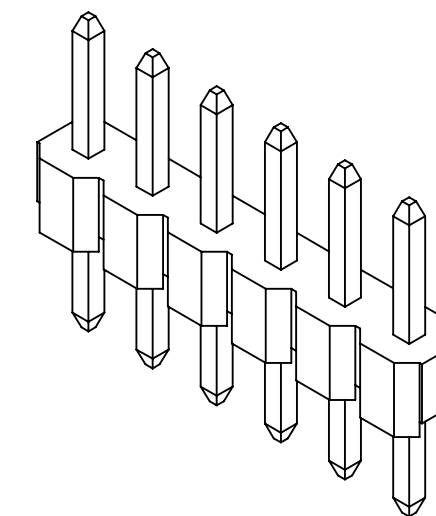
P = OBSOLETE, REPLACE WITH N.



02-20, 0.20mm MAX.
21-30, 0.30mm MAX.
31-40, 0.40mm MAX.

REVISIONS


REV.	ECO. NO	DESCRIPTION	DATE	BY
D	2024	HEAD HEIGHT 3.60MM WAS 4.00MM, UPDATE WARP TOLERANCE	9/17/2009	JH
E	2673	UPDATE NOTE 4(WAS 1 AMP)	9/14/2012	LH
F	2828	UPDATE PROCESSING TEMPERATURE FOR NYLON 6T MATERIAL	04/09/2015	LH



RECOMMENDED PCB LAYOUT

NOTES:

- INSULATOR MATERIAL: SEE PART NUMBER CODING.
- CONTACT MATERIAL: BRASS.
- CONTACT PLATING: GOLD FLASH OVERALL.
- CURRENT RATING: 2 AMPS.
- VOLTAGE RATING: 150V AC/DC.
- INSULATOR RESISTANCE: 5000 MEGOHMS MIN.
- CONTACT RESISTANCE: 20 MILLIOHMS MAX.
- DIELECTRIC WITHSTANDING: 500V AC.
- OPERATING TEMPERATURE: -40° C TO +105° C.
- PROCESSING TEMP.: WAVE/MANUAL SOLDERING ONLY.



RoHS COMPLIANT

UNLESS OTHERWISE SPECIFIED:
DIMENSIONS ARE IN INCHES [MM]

TOLERANCES:

ANGULAR: ± 5°

DECIMALS

X.X=± .012 [0.30]

.XX=± .008 [.20]

.XXX=± .006 [.15]

DRAWN	DATE	NAME
JH	12/17/08	JH

THE INFORMATION HEREIN CONTAINS PROPRIETARY INFORMATION OF SULLINS ELECTRONICS AND IS NOT TO BE REPRODUCED, USED OR DISCLOSED TO OTHERS FOR ANY PURPOSE EXCEPT AS SPECIFICALLY AUTHORIZED IN WRITING BY AN OFFICER OF SULLINS ELECTRONICS.

DESCRIPTION

SULLINS CONNECTOR SOLUTIONS	
HEADER MALE 2mm CC, 1 ROW, ST	
PART NUMBER NRPNxx1PAEN-RC	
SIZE	DWG. NO.
C	10531
REV	F

SCALE: 16:1

SHEET 1 OF 1