


# Nichrome Resistor Networks on Ceramic Substrates

## NQS Series

- **.025" Pitch DIP**
- **Precision Thin Film**
- **Surface Mount**
- **Resistor Networks**
- **RoHS Compliant**
- **Unique passivation coating eliminates moisture concerns and allows for use in applications traditionally restricted to tantalum nitride**
- **Outperforms other thin film resistor materials providing excellent tolerances, ratio matching, temperature coefficient, and temperature tracking**
- **Improved performance over silicon substrates in stray capacitance, frequency response and stability**



## Electrical

Operating Temperature Range	-55°C to +125°C
Resistance Voltco	≈0
Interlead Capacitance	<2pF
Operating Voltage, Maximum	100 Vdc or √PR
Insulation Resistance	≥10,000 Megohms
Noise, Maximum (MIL-STD-202, Method 308)	-40dB

## Environmental

Thermal Shock plus Power Conditioning	ΔR 0.25%
Low Temperature Operation	ΔR 0.10%
Short Time Overload	ΔR 0.10%
Terminal Strength	ΔR 0.10%
Moisture Resistance	ΔR 0.20%
Mechanical Shock	ΔR 0.25%
Vibration	ΔR 0.25%
Low/High Temperature Storage	ΔR 0.10%
Load Life, 1,000 Hours	ΔR 0.10%
Resistance to Solder Heat	ΔR 0.10%
Dielectric Withstanding Voltage	100V for 1 minute
Temperature Exposure, Maximum	215°C for 3 minutes
Marking Permanency	per MIL-STD-202, Method 215
Lead Solderability	per MIL-STD-202, Method 208
Flammability	UL-94V-0 Rated
Storage Temperature Range	-55°C to +125°C

Specifications subject to change without notice.

### General Note

TT electronics reserves the right to make changes in product specification without notice or liability. All information is subject to TT electronics' own data and is considered accurate at time of going to print.

## Mechanical

Lead Plating	100% matte Tin (RoHS)
Lead Material	Copper Alloy
Lead Configuration	Gull Wing
Lead Coplanarity	0.004" (0.102mm)
Substrate Material	Alumina
Resistor Material	Nichrome
Body Material	Molded Epoxy

## Tolerances

Accuracy Code	B	D	F	G	J
Absolute Resistance Tolerances, at 25°C	0.1%	0.5%	1.0%	2%	5%
Ratio Matching (Matched to R1)	0.1%	0.1%	0.5%	NA	NA
Temperature Coefficient of Resistance	±25ppm/°C (Q) ±50ppm/°C (P) ±100ppm/°C				
Temperature Coefficient of Resistance, Tracking	±5ppm/°C				

## Standard Resistance Values, Ohms

NQS16A		NQS20A		NQS20B		NQS24A	
Ohms	Code	Ohms	Code	Ohms	Code	Ohms	Code
1K	1001	3K	3001	10K	1002	3K	3001
10K	1002	267K	2673	-	-	-	-
34K	3402	-	-	-	-	-	-
47K	4702	-	-	-	-	-	-
100K	1003	-	-	-	-	-	-

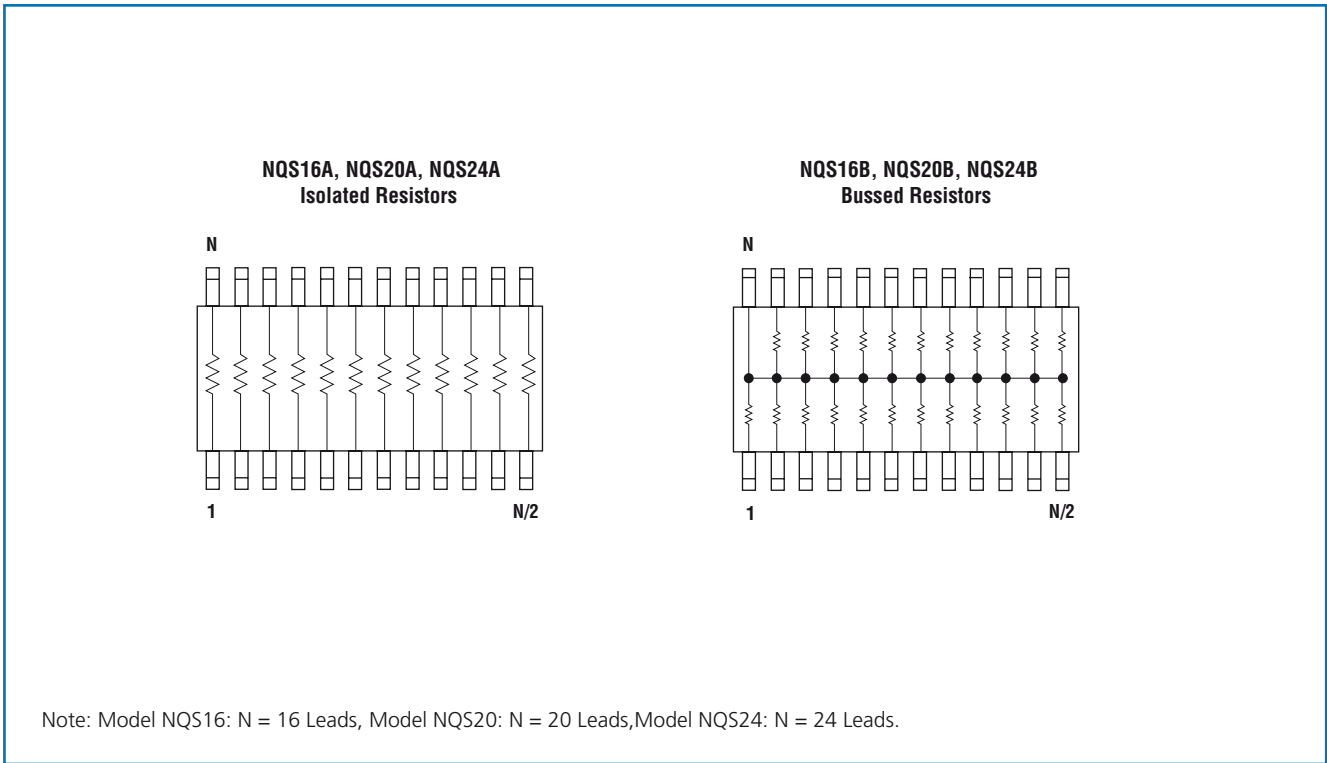
## Power Dissipation, Watts At 70°C

Model	Package	Resistor
NQS16	0.8	0.1
NQS20	1.0	0.1
NQS24	1.0	0.1

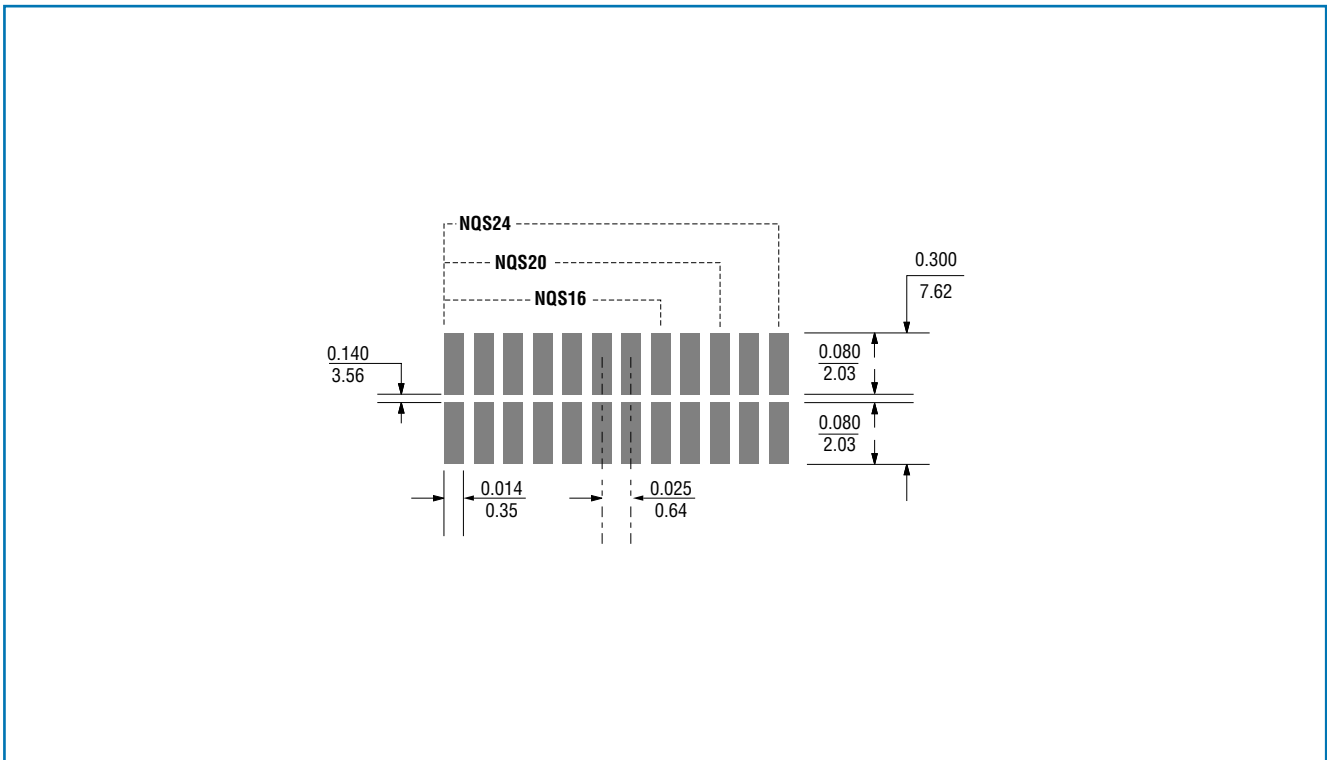
### General Note

TT electronics reserves the right to make changes in product specification without notice or liability.  
All information is subject to TT electronics' own data and is considered accurate at time of going to print.

## Schematics



## Recommended Solder Pad Layouts

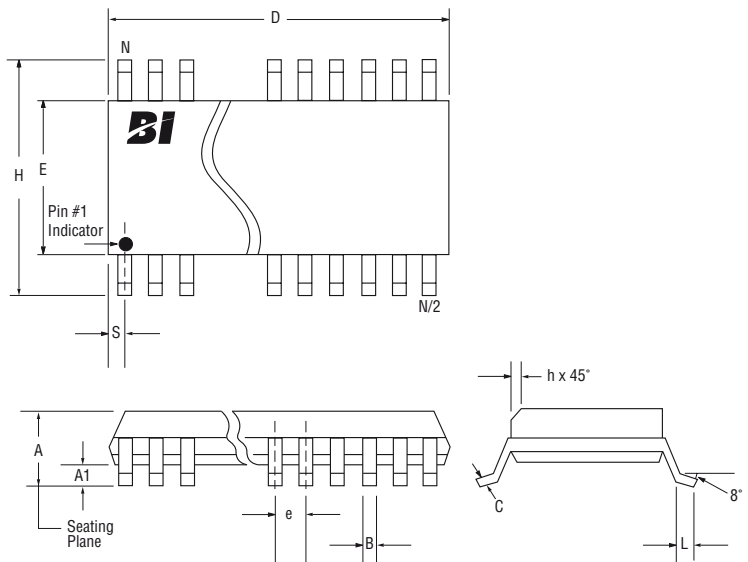


### General Note

TT electronics reserves the right to make changes in product specification without notice or liability. All information is subject to TT electronics' own data and is considered accurate at time of going to print.

## Outline Dimensions (Inch/mm)

Model	NQS16	NQS20	NQS24
Dim. A (Max.)	0.068	0.068	0.068
	1.727	1.727	1.727
Dim. A1 (Max.)	0.008	0.008	0.008
	0.203	0.203	0.203
Dim. B (Max.)	0.012	0.012	0.012
	0.305	0.305	0.305
Dim. C (Max.)	0.0098	0.0098	0.0098
	0.249	0.249	0.249
Dim. D (Max.)	0.197	0.345	0.345
	5.004	8.763	8.763
Dim. E (Max.)	0.157	0.157	0.157
	3.988	3.988	3.988
Dim. e (Max.)	0.025	0.025	0.025
	0.635	0.635	0.635
Dim. H (Max.)	0.244	0.244	0.244
	6.198	6.198	6.198
Dim. h (Max.)	0.016	0.016	0.016
	0.406	0.406	0.406
Dim. L (Max.)	0.035	0.035	0.035
	0.889	0.889	0.889
Dim. S (Max.)	0.010	0.06	0.035
	0.254	1.524	0.889



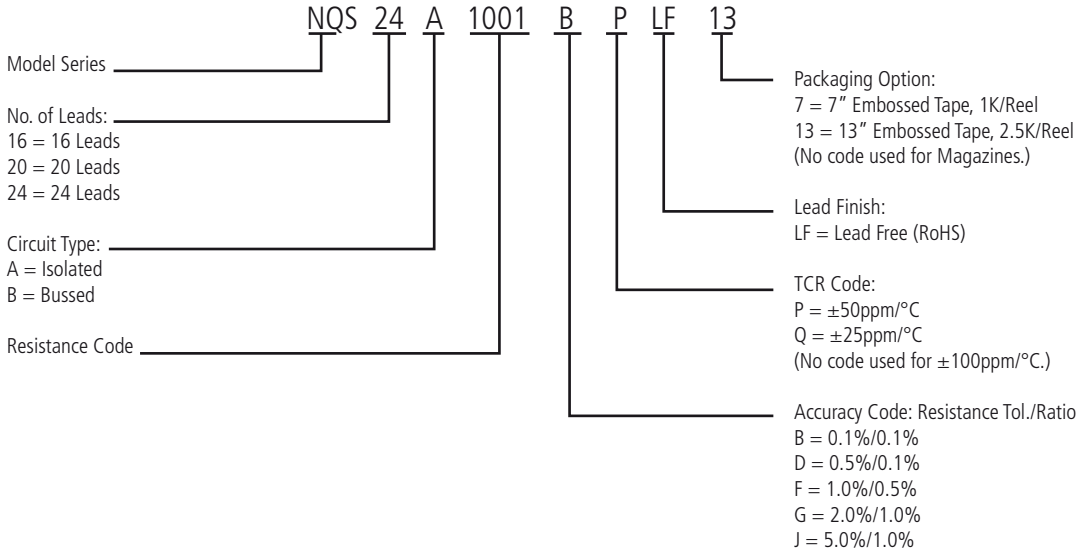
## Packaging

Standard:	Magazine All units oriented with lead #1 to the same side..	
Magazine:	Capacity =	100 Units (16 Leads) 50 Units (20 and 24 Leads)
Option:	Embossed Tape & Reel (per EIA 481).	
Reel:	Diameter = Capacity =	7" Reel 1,000 Units 13" Reel 2,500 Units

### General Note

TT electronics reserves the right to make changes in product specification without notice or liability.  
All information is subject to TT electronics' own data and is considered accurate at time of going to print.

## Ordering Information



### General Note

TT electronics reserves the right to make changes in product specification without notice or liability.  
All information is subject to TT electronics' own data and is considered accurate at time of going to print.

