


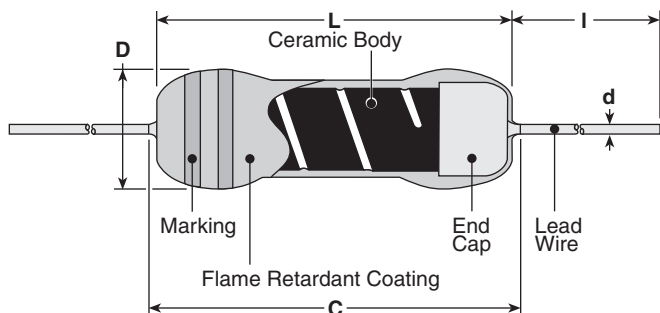
reduced size metal oxide power type leaded resistor



features

- Coated with UL94V0 flameproof material
- Suitable for automatic machine insertion
- Marking: Pink body color with color-coded bands or alpha-numeric black marking

dimensions and construction



Type	Dimensions inches (mm)				
	L	C (max.)	D	d (nom.)	I
MOS1/2 MOSX1/2	.244±.02 (6.2±0.5)	.280 (7.1)	.098±.02 (2.5±0.5)	.024 (0.6)	.945 Min. (24.0 Min.)
MOS1 MOSX1	.354±.039 (9.0±1.0)	.437 (11.1)	.118±.02 (3.0±0.5)	.031 (0.8)	
MOS2 MOSX2	.472±.039 (12.0±1.0)	.591 (15.0)	.157±.02 (4.0±0.5)		
MOS3 MOSX3	.610±.039 (15.5±1.0)	.709 (18.0)	.236±.039 (6.0±1.0)		1.18±.118 (30.0±3.0)
MOS5 MOSX5	.965±.039 (24.5±1.0)	1.10 (28.0)	.354±.039 (9.0±1.0)		1.50±.122 (38.0±3.1)

ordering information

New Part #	MOS	1/2	C	T52	A	103	J
Type	MOS MOSX	Power Rating	Termination Material	Taping and Forming	Packaging	Nominal Resistance	Tolerance
		1/2: 0.5W 1: 1W 2: 2W 3: 3W 5: 5W	C: SnCu L: SnPb	Axial: T26, T52, T521, T631 Stand-off Axial: L52, L521, L631 Radial: VTP, VTE, GT, GT4 L, U, M Forming	A: Ammo R: Reel	±2%, ±5%: 2 significant figures + 1 multiplier "R" indicates decimal on value <10Ω ±1%: 3 significant figures + 1 multiplier "R" indicates decimal on value <100Ω	F: ±1% G: ±2% J: ±5%

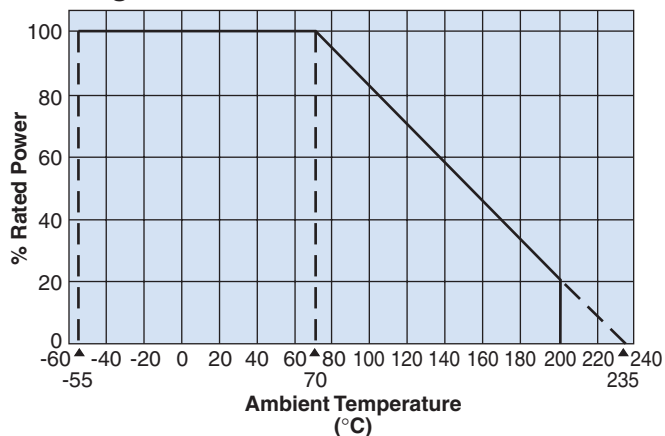
For further information on packaging, please refer to Appendix C.

applications and ratings

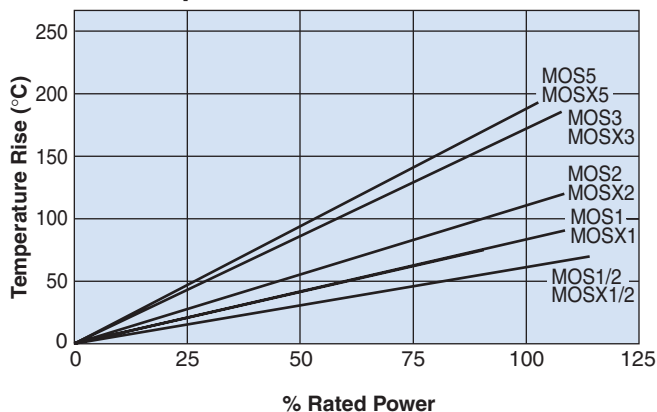
Part Designation	Power Rating @ 70°C	Minimum Dielectric Withstanding Voltage	T.C.R. (ppm/°C) Max.	Resistance Range			Absolute Maximum Working Voltage	Absolute Maximum Overload Voltage	Operating Temperature Range
				E-96 (F±1%)	E-24 (G±2%)	E-24 (J±5%)			
MOS1/2	0.5W	400V	±300	10Ω - 47kΩ	10Ω - 47kΩ	10Ω - 47kΩ	300V	600V	-55°C to +200°C
MOS1	1.0W	500V		10Ω - 68kΩ	10Ω - 68kΩ	10Ω - 100kΩ	350V		
MOS2	2.0W			10Ω - 100kΩ	10Ω - 100kΩ			500V	
MOS3	3.0W	700V		—	10Ω - 100kΩ	10Ω - 100kΩ			
MOS5	5.0W	800V		—	—	—	—	—	
MOSX1/2	0.5W	400V		0.2Ω - 9.1Ω	—	—	$E = \sqrt{P \times R}$	E x 2.5	
MOSX1	1.0W	500V		—	0.22Ω - 9.1Ω	0.1Ω - 9.1Ω			
MOSX2	2.0W			700V	—	—	—		
MOSX3	3.0W	700V		—	—	—			
MOSX5	5.0W	800V		—	—	—			

environmental applications

Derating Curve



Surface Temperature Rise



Performance Characteristics

Parameter	Requirement
Temperature Coefficient	±300ppm/°C
Short Time Overload	±2.0%
Resistance to Solder Heat	±1.0%
Moisture Resistance	±5.0%
Load Life	
Temperature Cycling	
Vibration	±1.0%
Shock	
Terminal Strength (Lead Pull)	5 # Minimum
Current Noise	<0.1μv/v/decade
Voltage Coefficient	<20ppm/v
Low Temperature Operation	±1.0%