



Micro Commercial Components

Micro Commercial Components  
 20736 Marilla Street Chatsworth  
 CA 91311  
 Phone: (818) 701-4933  
 Fax: (818) 701-4939

# MMBTA13 MMBTA14

## Features

- Operating And Storage Temperatures  $-55^{\circ}\text{C}$  to  $+150^{\circ}\text{C}$
- $R_{\theta JA}$  is  $556^{\circ}\text{C/W}$  (Mounted on FR-5 PCB  $1.0'' \times 0.75'' \times 0.062''$ )
- Capable of 225mWatts of Power Dissipation
- Marking : MMBTA13 ---K2D; MMBTA14 ---- K3D
- Case Material: Molded Plastic. UL Flammability Classification Rating 94V-0

## NPN Darlington Amplifier Transistor

### Electrical Characteristics @ $25^{\circ}\text{C}$ Unless Otherwise Specified

Symbol	Parameter	Min	Max	Units
--------	-----------	-----	-----	-------

#### OFF CHARACTERISTICS

$V_{(BR)CEO}$	Collector-Emitter Breakdown Voltage* ( $I_C=100\mu\text{Adc}$ , $I_B=0$ )	30		Vdc
$V_{(BR)CBO}$	Collector-Base Breakdown Voltage	30		Vdc
$V_{(BR)EBO}$	Emitter-Base Breakdown Voltage	10		Vdc
$I_C$	Collector Current-Continuous	300		mAdc
$I_{CBO}$	Collector Cutoff Current ( $V_{CB}=30\text{Vdc}$ , $I_E=0$ )		100	nAdc
$I_{EBO}$	Emitter Cutoff Current ( $V_{EB}=10\text{Vdc}$ , $I_C=0$ )		100	nAdc

#### ON CHARACTERISTICS

$h_{FE}$	DC Current Gain*			
MMBTA13 MMBTA14	( $I_C=10\text{mAdc}$ , $V_{CE}=5.0\text{Vdc}$ )	5000 10000		
MMBTA13 MMBTA14	( $I_C=150\text{mAdc}$ , $V_{CE}=1.0\text{Vdc}$ )	10000 20000		
$V_{CE(sat)}$	Collector-Emitter Saturation Voltage ( $I_C=100\text{mAdc}$ , $I_B=0.1\text{mAdc}$ )		1.5	Vdc
$V_{BE(sat)}$	Base-Emitter Saturation Voltage ( $I_C=100\text{mAdc}$ , $V_{CE}=5.0\text{Vdc}$ )		2.0	Vdc

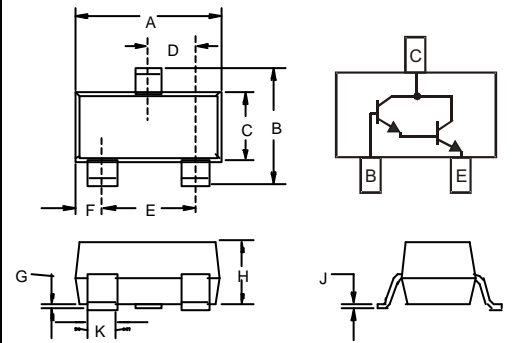
#### SMALL-SIGNAL CHARACTERISTICS

$f_T$	Current Gain-Bandwidth Product ( $I_C=10\text{mAdc}$ , $V_{CE}=5.0\text{Vdc}$ , $f=100\text{MHz}$ )	125		MHz
$C_{obo}$	Output Capacitance ( $V_{CB}=10\text{Vdc}$ , $I_E=0$ , $f=1.0\text{MHz}$ )		8.0	pF
$C_{ibo}$	Input Capacitance ( $V_{BE}=0.5\text{Vdc}$ , $I_C=0$ , $f=1.0\text{MHz}$ )		15	pF

#### SWITCHING CHARACTERISTICS

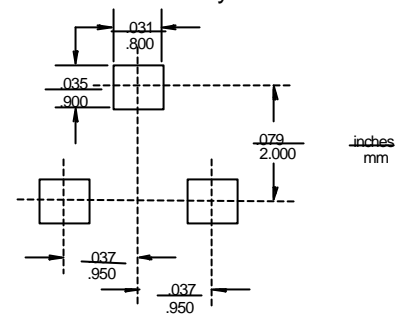
$t_d$	Delay Time	( $V_{CC}=30\text{Vdc}$ , $V_{BE}=0.5\text{Vdc}$ )	10	ns
$t_r$	Rise Time	( $I_C=150\text{mAdc}$ , $I_B=15\text{mAdc}$ )	25	ns
$t_s$	Storage Time	( $V_{CC}=30\text{Vdc}$ , $I_C=150\text{mAdc}$ )	225	ns
$t_f$	Fall Time	( $I_B=I_{B2}=15\text{mAdc}$ )	60	ns

### SOT-23



DIM	DIMENSIONS				NOTE
	INCHES		MM		
A	.110	.120	2.80	3.04	
B	.083	.098	2.10	2.64	
C	.047	.055	1.20	1.40	
D	.035	.041	.89	1.03	
E	.070	.081	1.78	2.05	
F	.018	.024	.45	.60	
G	.0005	.0039	.013	.100	
H	.035	.044	.89	1.12	
J	.003	.007	.085	.180	
K	.015	.020	.37	.51	

### Suggested Solder Pad Layout



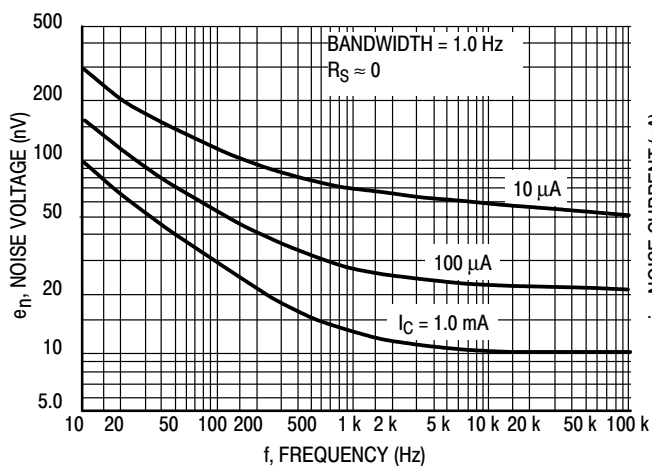


Figure 2. Noise Voltage

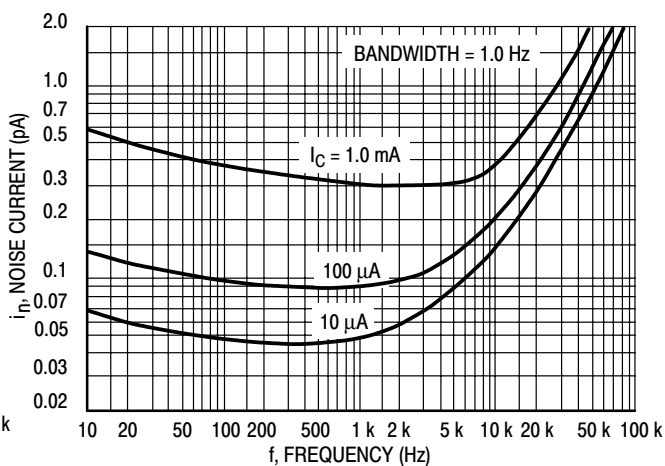


Figure 3. Noise Current

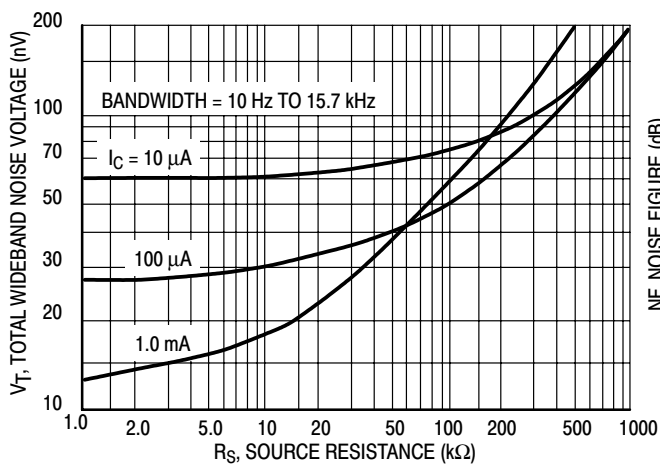


Figure 4. Total Wideband Noise Voltage

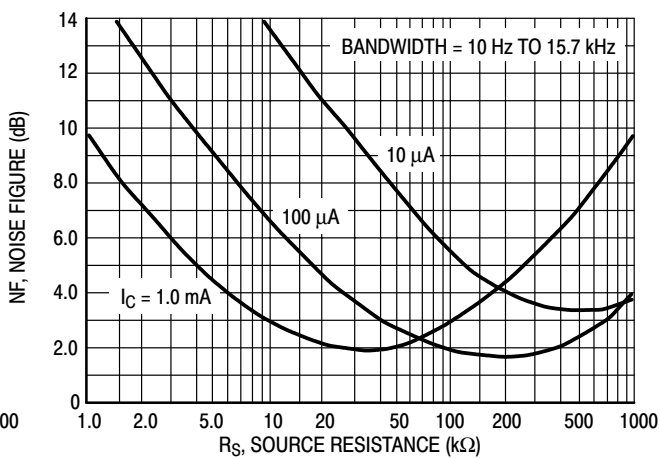


Figure 5. Wideband Noise Figure

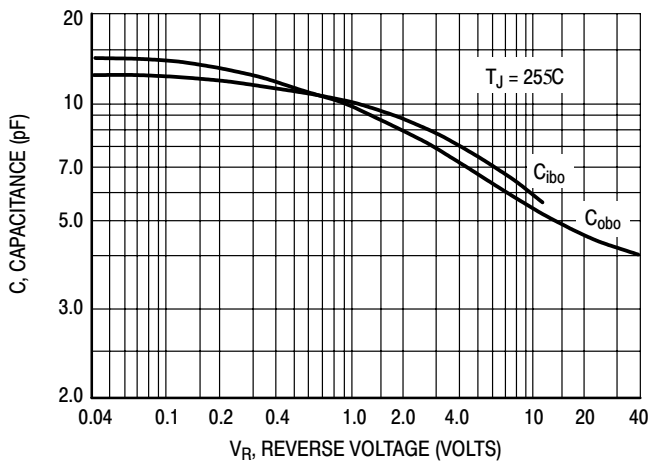


Figure 6. Capacitance

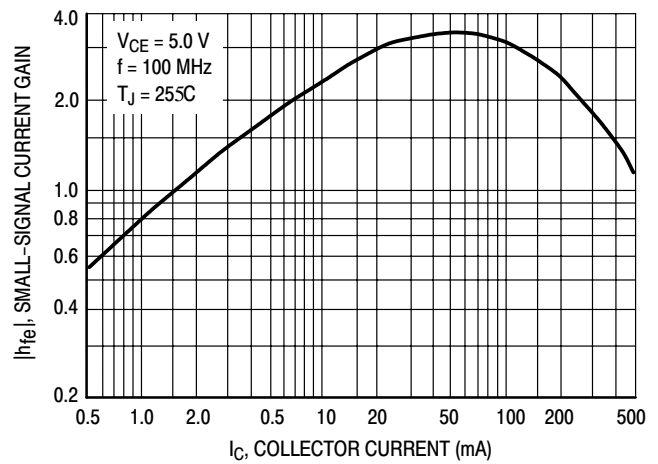


Figure 7. High Frequency Current Gain

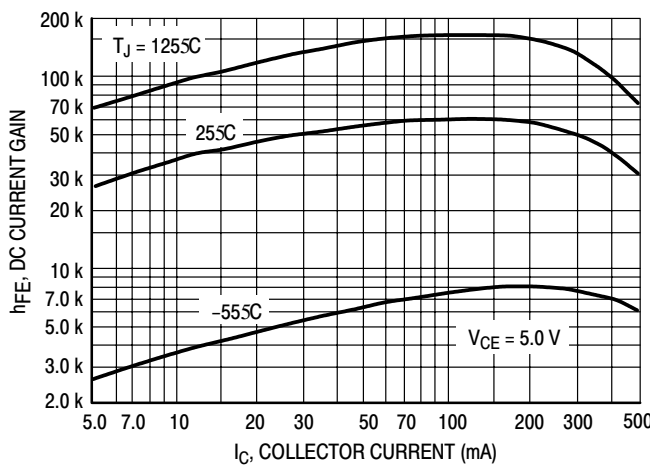


Figure 8. DC Current Gain

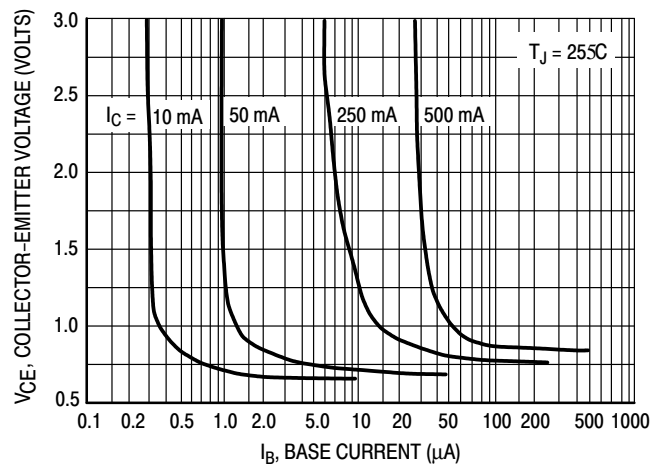


Figure 9. Collector Saturation Region

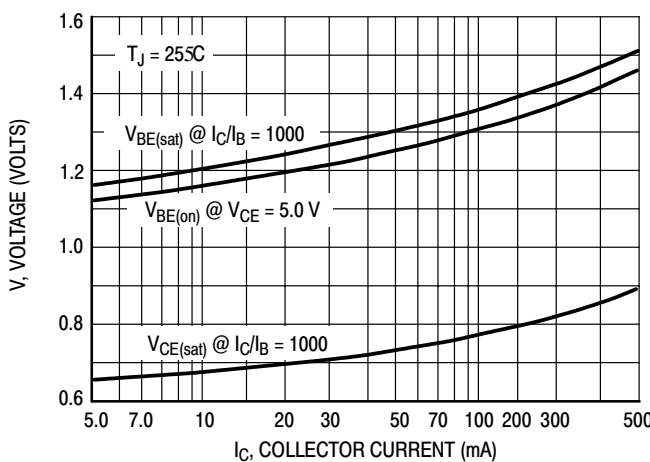


Figure 10. "On" Voltages

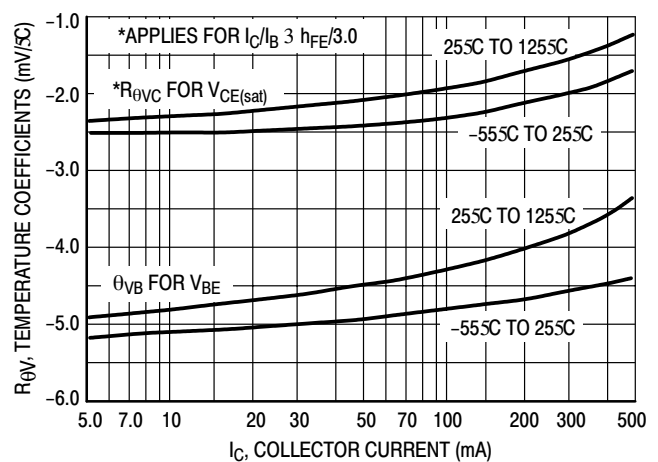


Figure 11. Temperature Coefficients

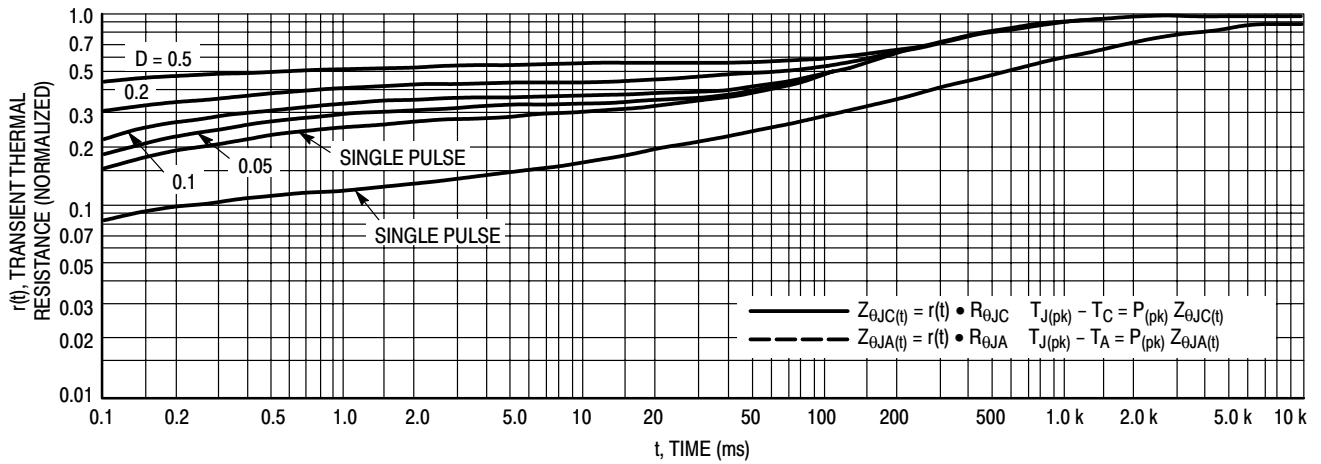


Figure 12. Thermal Response

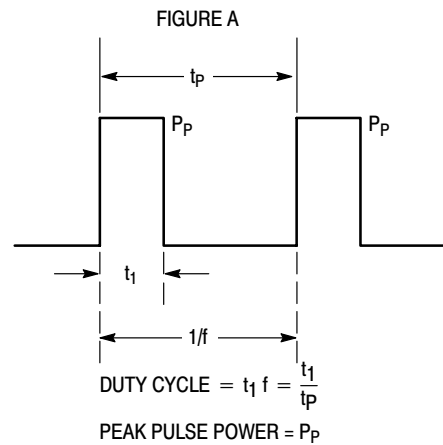
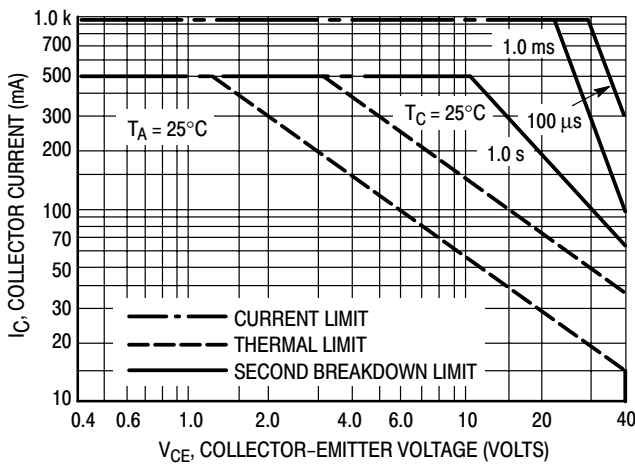


Figure 13. Active Region Safe Operating Area Design Note: Use of Transient Thermal Resistance Data



TM

Micro Commercial Components

**\*\*\*IMPORTANT NOTICE\*\*\***

*Micro Commercial Components Corp.* reserves the right to make changes without further notice to any product herein to make corrections, modifications, enhancements, improvements, or other changes. *Micro Commercial Components Corp.* does not assume any liability arising out of the application or use of any product described herein; neither does it convey any license under its patent rights, nor the rights of others. The user of products in such applications shall assume all risks of such use and will agree to hold *Micro Commercial Components Corp.* and all the companies whose products are represented on our website, harmless against all damages.

**\*\*\*APPLICATIONS DISCLAIMER\*\*\***

Products offer by *Micro Commercial Components Corp.* are not intended for use in Medical, Aerospace or Military Applications.