


30 MICAL

Micromodul™ connectors, pitch 1.27 mm

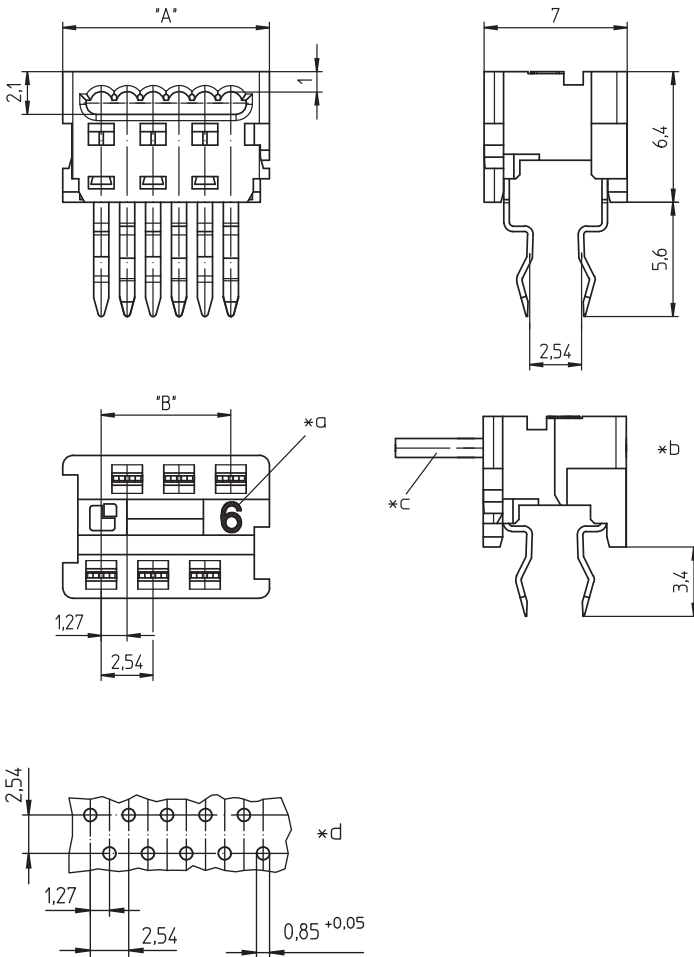


Micromodul™ solder-in connector, insulation displacement technology (IDT), solder contacts dual row staggered

Approvals:



30 MICAL



- *a marking: number of poles
- *b terminated connector
- *c flat cable
- *d printed circuit board layout, solder side view

Environmental conditions

Temperature range -40 °C/+120 °C¹
¹ upper limit temperature (insulating body) RTI (electrical) of the UL Yellow Card

Materials

Insulating body PBT, V-0 according to UL94
 Contact spring CuSn, tin-plated





Connectable conductors for IDT area

Construction flat cable 1.27 mm LiYV
 Section min. AWG 28 (0.09 mm²)
 Section max. AWG 26 (0.14 mm²)
 Insulation diameter 1.0 mm
 Approved cables at www.lumberg.com

Electrical data (at T_{amb} 20 °C)

Contact resistance ≤ 10 mΩ
 Rated current 1.2 A
 Rated voltage 32 V AC
 (250 V AC without consideration of creepage and clearance distances according to IEC 60664/DIN EN 60664)
 Material group IIIa (IEC)/3 (UL) (CTI ≥ 175)
 Creepage distance 0.54 mm
 Clearance 0.54 mm
 Insulation resistance > 1 GΩ

Associated products

Harnessing equipment
 HZ-M30  KHP30  PP30
 VARICON 1000  VARICON 1000-Eco

30 MICAL

Designation	Pole Number	PU (Pieces)	MDQ (Pieces)	Dimensions	
				A (mm)	B (mm)
MICAL 04	4	250	1000	7.59	3.81
MICAL 06	6	250	1000	10.13	6.35
MICAL 08	8	250	1000	12.67	8.89
MICAL 10	10	250	1000	15.21	11.43
MICAL 12	12	250	1000	17.75	13.97
MICAL 14	14	250	1000	20.29	16.51
MICAL 16	16	250	500	22.83	19.05
MICAL 18	18	250	500	25.37	21.59
MICAL 20	20	250	500	27.91	24.13
MICAL 26	26	250	500	35.53	31.75

Packaging:

in bulk, in a cardboard box – in bar stock carriers upon request