

Description

- Time Delay, ceramic tube
- Optional leaded version available
- 1/4 x 1-1/4 (6.3mm x 32mm) physical size
- Ceramic tube, nickel-plated brass endcap construction
- UL Listed product meets standard 248-14

ELECTRICAL CHARACTERISTICS		
Rated Current	Amp Rating	Opening Time
1/4 - 30A	100%	None
	135%	60 Minutes Max.
	200%	120 Seconds Max.

Agency Information


- UL Listed Card: MDA 2/10 - 20A (Guide JDYX, File E19180)
- UL Recognized Card: MDA 25 - 30A (Guide JDYX2, File E19180)
- CSA Certification Card: MDA 2/10 - 15 (Class No. 1422-01)

Environmental Data

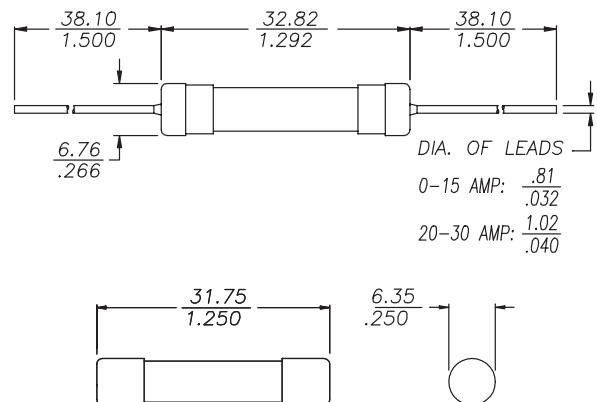
- Shock: 1/100A and 8/10A – MIL-STD-202, Method 213, Test Condition I; 1A thru 30A – MIL-STD-202, Method 207, (HI Shock)
- Vibration: 1/100A and 8/10A – MIL-STD-202, Method 201; 1/4A thru 30A – MIL-STD-202, Method 204, Test Condition C (Except 5g, 500HZ)

Ordering

- Specify product code, option code and packaging code



Dimensions (mm/in)
Drawing Not to Scale



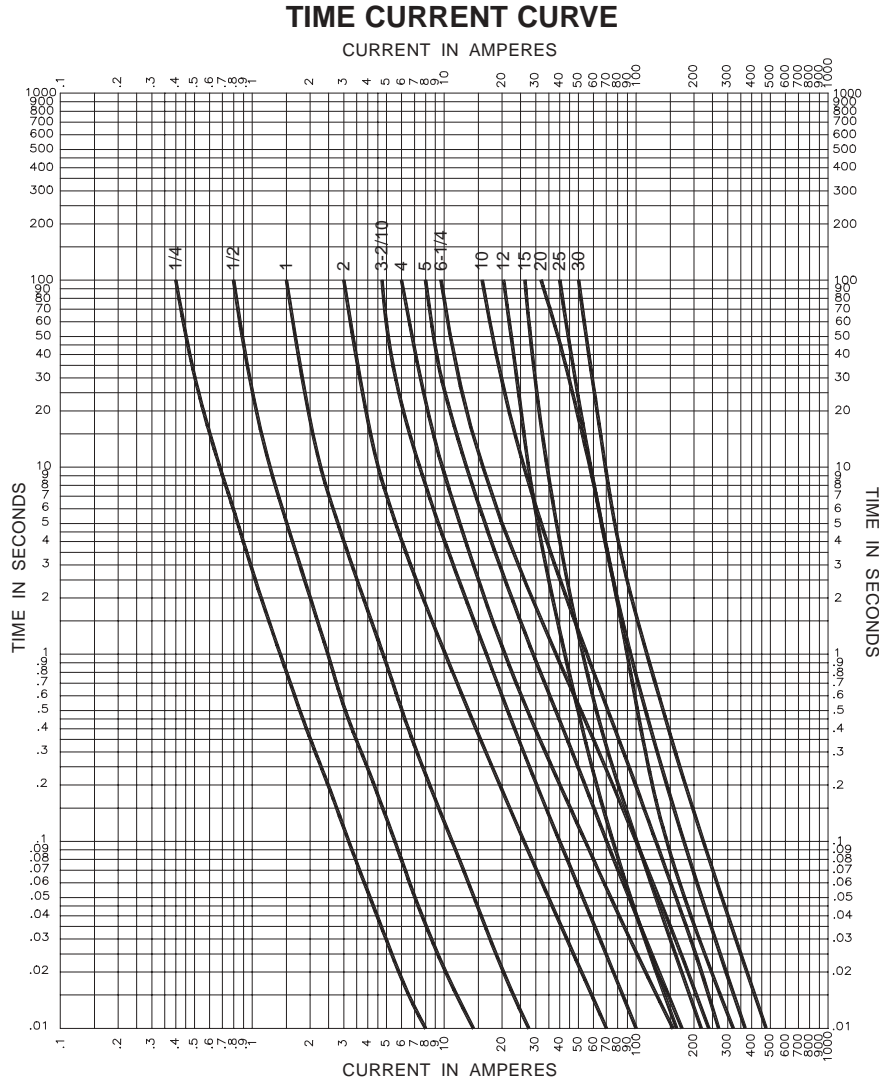
Product Code	Voltage Rating		AC Interrupting Rating*		DC Interrupting Rating 125V	Typical DC Cold Resistance** (ohms)	Typical Melting I ² t† AC	Typical Voltage Drop‡
	AC	DC	250V	125V				
MDA-1/4	250V	-	35A	10000A	-	9.325	0.68	4.00
MDA-1/2	250V	-	35A	10000A	-	1.925	2.3	1.42
MDA-3/4	250V	-	35A	10000A	-	0.8555	7.8	1.31
MDA-1	250V	-	35A	10000A	-	0.560	11.1	1.03
MDA-1-1/2	250V	-	100A	10000A	-	0.2585	25.0	0.691
MDA-2	250V	-	100A	10000A	-	0.1645	64.0	0.623
MDA-2-1/2	250V	-	200A	10000A	-	0.06685	28.9	0.213
MDA-3	250V	-	200A	10000A	-	0.0507	40.9	0.182
MDA-4	250V	-	200A	10000A	-	0.0346	134.0	0.162
MDA-5	250V	-	200A	10000A	-	0.02355	345.9	0.145
MDA-6	250V	-	200A	10000A	-	0.01850	534.3	0.141
MDA-7	250V	-	200A	10000A	-	0.01475	580.3	0.137
MDA-8	250V	-	200A	10000A	-	0.01230	944.0	0.134
MDA-10	250V	-	200A	10000A	-	0.00858	1491.3	N/A
MDA-12	250V	-	750A	10000A	-	0.00725	113.8	0.114
MDA-15	250V	-	750A	10000A	-	0.00543	206.2	0.107
MDA-20	250V	125V	1500A	10000A	10000A	0.00358	439.5	0.095
MDA-25A	250V	125V	1500A	10000A	10000A	0.00309	667.9	0.105
MDA-30A	250V	125V	1500A	10000A	10000A	0.00243	997.0	0.110

* Interrupting Ratings (Measured at 70% - 80% power factor on AC. The interrupting ratings for 25Amp, 30Amp were measured at 90% - 100% power factor on AC)

** DC Cold Resistance (Measured at ≤10% of rated current)

† Typical Melting I²t (A²Sec) (I²t was measured at listed interrupting rating and rated voltage)

‡ Typical Voltage Drop (Voltage drop was measured at 25°C ambient temperature at rated current)



OPTION CODE	
Option Code	Description
B	Board Washable - Hermetically sealed to withstand aqueous cleaning
V	Axial leads - brass overcaps with copper and nickel flash, plated in tin lead

PACKAGING CODE	
Packaging Code	Description
BK	100 pieces of fuses packed into a cardboard carton
BK1	1,000 pieces of fuses packed into a cardboard carton
BK8	8,000 pieces of fuses packed into a cardboard carton