



SPCC  
TECHNOLOGY

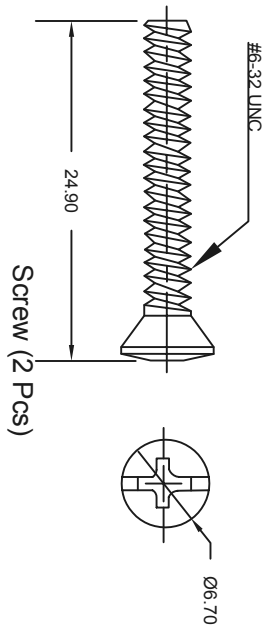
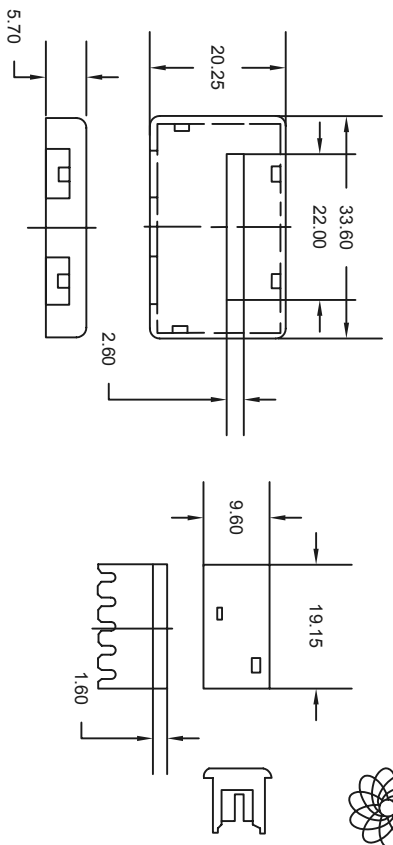
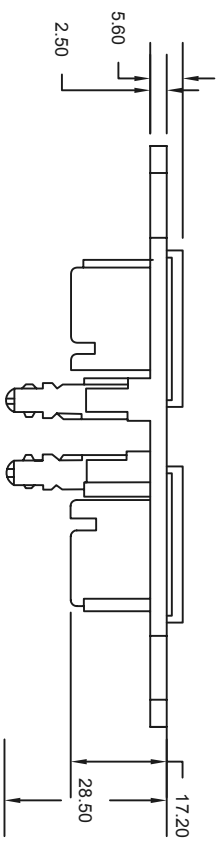
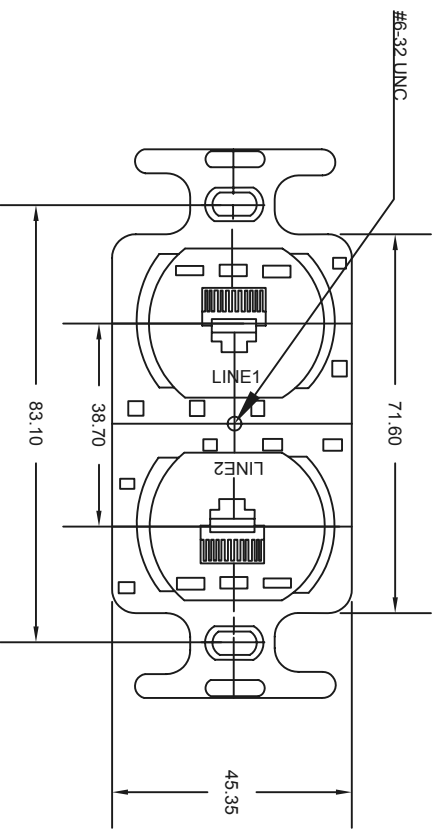
ALL RIGHTS RESERVED. NO PORTION OF THIS PUBLICATION, WHETHER IN WHOLE OR IN PART CAN BE REPRODUCED WITHOUT THE EXPRESS WRITTEN CONSENT OF SPC TECHNOLOGY.

SPC-F005.DWG

REVISIONS

DCP #	REV	DESCRIPTION	DRAWN	DATE	CHECKD	DATE	APPRVD	DATE
			SHA	12-08-10	MRD	16-08-10	XXX	25-08-10

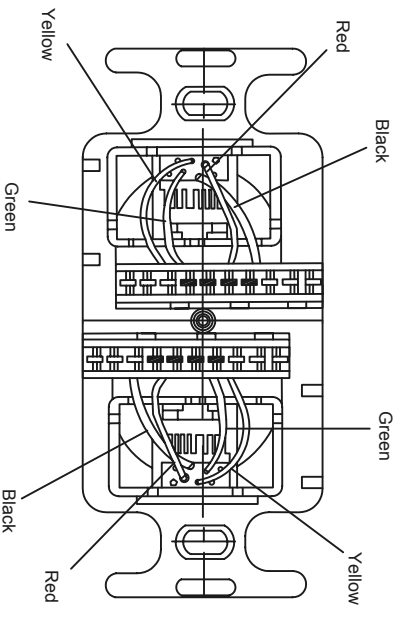
DOC. NO. SPC-F005 \* Effective: 7/8/02 \* DCP No: 1398



Screw (2 Pcs)

Dimensions : Inches (mm)

- Material:**
1. Plastic Body and Cap: ABS, Ivory Color
  2. 110 IDC Connector: ABS Body with Nickel-Plated Brass Contact
  3. Electric Wire: 26AWG Stranded Copper with PVC Jacket
  4. Contact: Brass, Gold-Plated
  5. Screws: Steel, Nickel-Plated



TOLERANCES:

UNLESS OTHERWISE SPECIFIED, DIMENSIONS ARE FOR REFERENCE PURPOSES ONLY.

DRAWN BY:	DATE:
SHA	12-08-10
CHECKED BY:	DATE:
MRD	16-08-10
APPROVED BY:	DATE:
XXX	25-08-10

DRAWING TITLE:		ELECTRONIC FILE	
Duplex Wall Jacks		50h707	
SIZE	DWG. NO.	REV	
XXX	XXX	A	
SCALE:	U.O.M.: INCHES [mm]	SHEET:	1 OF 1
NTS			

**Part Number Table**

Description	Part Number
Duplex Wall Jack	MC34793

**DISCLAIMER:**  
ALL STATEMENTS AND TECHNICAL INFORMATION CONTAINED HEREIN ARE BASED UPON INFORMATION AND/OR TESTS WE BELIEVE TO BE ACCURATE AND RELIABLE. SINCE CONDITIONS OF USE ARE BEYOND OUR CONTROL, THE USER SHALL DETERMINE THE SUITABILITY OF THE PRODUCT FOR THE INTENDED USE AND ASSUME ALL RISK AND LIABILITY WHATSOEVER IN CONNECTION THEREWITH.