

Customer Information Sheet

DRAWING No.: M80-502XXXX

SHEET 2 OF 2

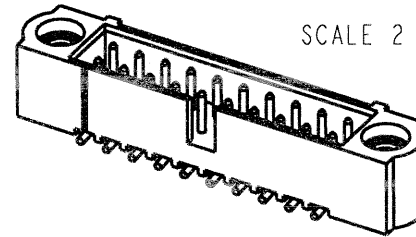
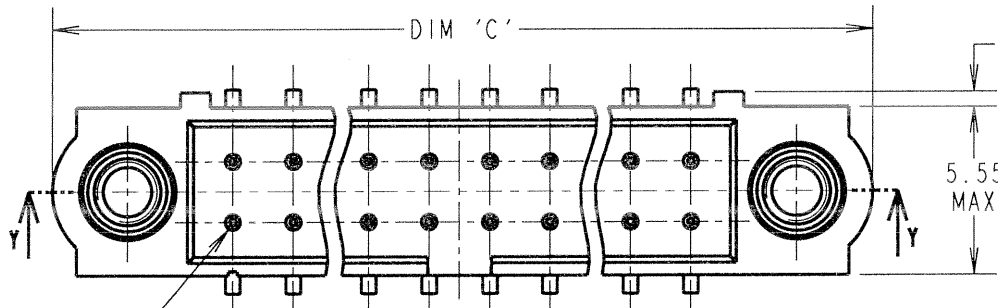
IF IN DOUBT - ASK

©

NOT TO SCALE

THIRD ANGLE PROJECTION

ALL DIMENSIONS IN mm



SPECIFICATIONS:

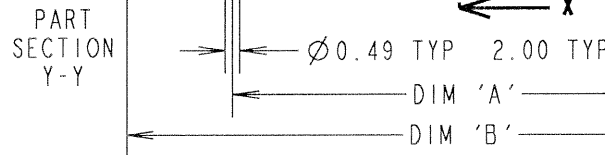
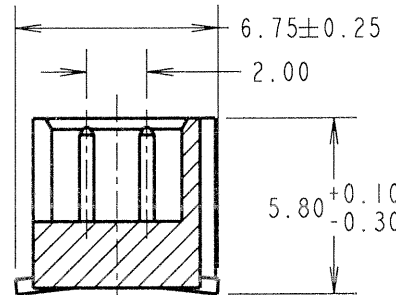
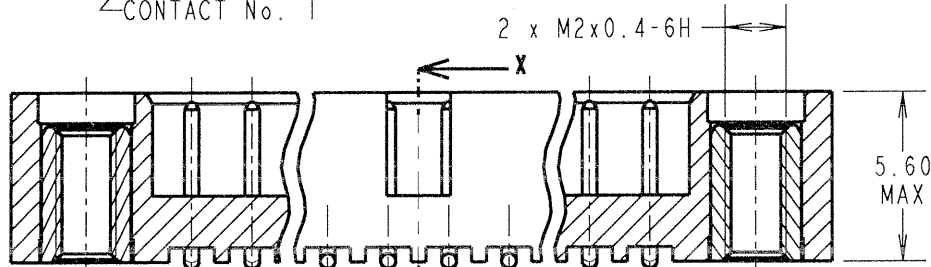
MATERIAL:
 Moulding = GLASS-FILLED PPS, UL94V-0, BLACK
 CONTACT = PHOSPHOR BRONZE
 JACKSCREW = STAINLESS STEEL
FINISH (CONTACTS):
 22 = 0.75µ GOLD ON CONTACT AREA, 3µ 90/10 TIN/LEAD ON TAILS
 42 = 0.75µ GOLD ON CONTACT AREA, 3µ 100% TIN ON TAILS

ELECTRICAL:
 CURRENT RATING AT 25°C = 3.0A MAX
 CURRENT RATING AT 85°C = 2.2A MAX
 WORKING VOLTAGE = 120V AC/DC
 VOLTAGE PROOF = 360V AC/DC
 CONTACT RESISTANCE = 25 mΩ MAX
 INSULATION RESISTANCE = 100 MΩ MIN

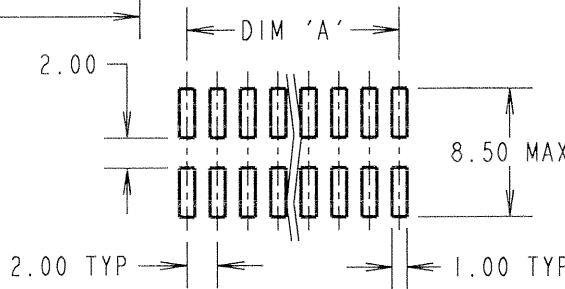
MECHANICAL:
 DURABILITY = 500 OPERATIONS

ENVIRONMENTAL:
 TEMPERATURE RANGE = -55°C TO +125°C

PACKING: TUBE
 FOR COMPLETE SPECIFICATION, SEE COMPONENT SPECIFICATION C005XX (LATEST ISSUE)



SECTION X-X



RECOMMENDED PCB LAYOUT

ASSEMBLY PART No.	No. OF CONTACTS	DIM 'A'	DIM 'B'	DIM 'C'
M80-50206XX	6	4.00	11.00	16.00
M80-50210XX	10	8.00	15.00	20.00
M80-50212XX	12	10.00	17.00	22.00
M80-50214XX	14	12.00	19.00	24.00
M80-50220XX	20	18.00	25.00	30.00
M80-50226XX	26	24.00	31.00	36.00
M80-50234XX	34	32.00	39.00	44.00
M80-50242XX	42	40.00	47.00	52.00
M80-50250XX	50	48.00	55.00	60.00

ORDER CODE:
M80-502XXXX

TOTAL No. OF CONTACTS
 06, 10, 12, 14, 20, 26,
 34, 42, 50

FINISH
 22 - SELECTIVE GOLD + TIN/LEAD
 42 - SELECTIVE GOLD + 100% TIN

JMB	1	08.06.06	9261
NAME	ISS.	DATE	C/NOTE
APPROVED: <i>[Signature]</i>			
CHECKED: <i>[Signature]</i>			
DRAWN:		B. M. KENT	
CUSTOMER REF.:			
ASSEMBLY DRG:			

HARWIN

HARWIN INC U.S.A. TEL: (812) 542 2540 FAX: (812) 542 2541	HARWIN PLC U.K. TEL: 023 9231 4545 FAX: 023 9231 4590	HARWIN PTE SINGAPORE TEL: 65 6779 4909 FAX: 65 6779 3868
--	--	---

THIS DRAWING AND ANY INFORMATION OR DESCRIPTIVE MATTER SET OUT HEREON ARE CONFIDENTIAL AND COPYRIGHT PROPERTY OF THE HARWIN GROUP AND MUST NOT BE DISCLOSED, LOANED, COPIED OR USED FOR MANUFACTURING, TENDERING OR FOR ANY OTHER PURPOSE WITHOUT THEIR WRITTEN PERMISSION.

TOLERANCES
 X. = ±1mm
 X.X = ±0.25mm
 X.XX = ±0.10mm
 X.XXX = ±0.01mm
 ANGLES = ±5°
 UNLESS STATED

MATERIAL:
 SEE ABOVE

FINISH: SEE ABOVE

S/AREA: mm²

TITLE: JACKSCREW DATAMATE
 DIL VERTICAL SMT
 MALE ASSEMBLY

DRAWING NUMBER:
M80-502XXXX