


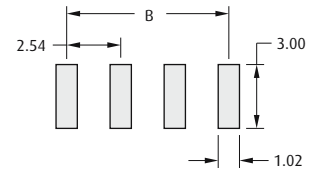
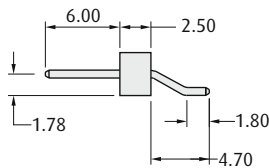
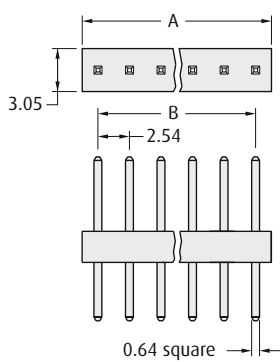
M20 Connectors

Male Horizontal Surface Mount

- ❖ Double row pin headers can be cut into smaller sizes.
- ❖ For tape and reel packaging, contact technical@harwin.com.
- ❖ Suitable for use with female connectors shown on pages 140 to 145.



SINGLE ROW

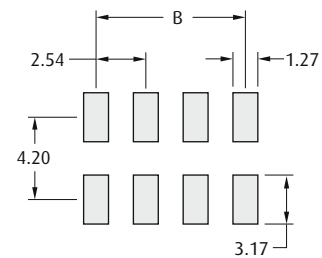
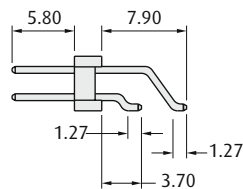
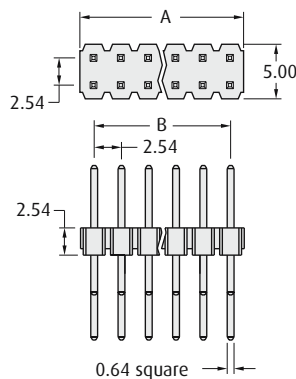


Recommended PC Board Pattern

CALCULATION

A	2.54 x No. of contacts per row
B	2.54 x (No. of contacts per row - 1)

DOUBLE ROW



Recommended PC Board Pattern

HOW TO ORDER

M20 - 89 X XX 05

SERIES CODE

TAIL SPACING

0	Single Row
1	Double Row

FINISH

05 Gold

NO. OF CONTACTS PER ROW

02 to 40

All dimensions in mm.