

3900 Metal Lever Switches 16A 250Vac



- ▶ Metal lever switches
- ▶ Ratings up to 20A, 277V ac
- ▶ Single and double pole
- ▶ Choice of circuits including 3 position and momentary
- ▶ 6.3mm and solder terminals
- ▶ Guard option



16(4)A 250Vac T85 (3900 & 3950)
10(4)A 250Vac T85 (All other circuits)



UL CSA 20A 125/277Vac (ON-OFF Circuits)
UL CSA 16A 125/277Vac (Other Circuits)
UL CSA 7A 72Vdc, 14A 36Vdc
UL 250Vac 1hp, 125Vac 1/2hp
UL 85°C, file E45221, CSA file LR10990

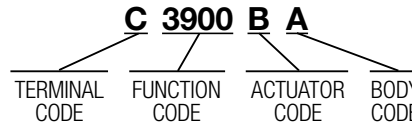
Inrush rating - Contact factory for details



RoHS compliant

Approvals and ratings vary with function.
3mm contact gap except where marked μ .
Technical data on pages 4 & 5.

ORDER FORMAT



TERMINAL	FUNCTION	ACTUATOR
C 6.3 x 0.8 10.5	Single pole 3900 ON - OFF 3901 ON - OFF (momentary ON) 3902 ON - OFF (momentary OFF) 3910 ON - ON 3911 ON - ON (momentary 1 side) 3920 ON - OFF - ON μ 3921 ON - OFF - ON μ (momentary 1 side) 3922 ON - OFF - ON μ (momentary 2 sides)	Double pole 3950 3951 3952 3960 3961 3970 3971 3972
S 10.5 Screw & clamp		B 17.5 metal C 14.0 metal D 25.4 metal E 38.1 metal F 17.5 nylon Switches with F toggles have double pole bodies, regardless of circuit Metal toggle finish is nickel plate
T Ø3.1 10.5 Solder		



C3900BA



C3920BA



C3950BB



C3972BB

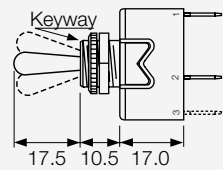


Guard TG1

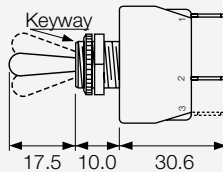
Anti-rotation tab can be specified for guard fitted in On or Off position (Guard is suitable for On Off switches only)

BODY

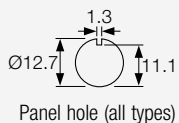
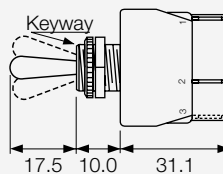
A
Without terminal barrier
Single pole



A
Double pole



B
With terminal barrier
Double pole only



OPTIONS

Neck Seal M539

(B Actuator only)
Rubber
-57T145



Cover M1080

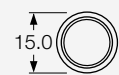
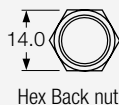
(B & C Actuators)
Rubber
-57T145



Covers have internal nylon nuts

Fixing nuts

Nickel plated brass are supplied

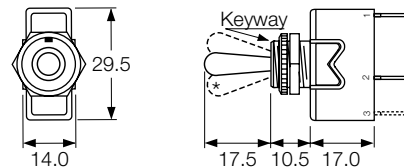


Knurled Front nut
Panel thickness 4.0 with backnut

DIMENSIONS (mm) * Indicates ON position (for ON - OFF switches)

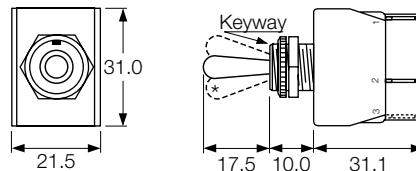
Single Pole

(C terminals shown)

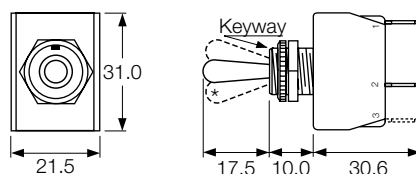


Double Pole

(With Barrier - C terminals shown)



(Without Barrier - C terminals shown)



1700 & 1750 Lever Switches

16A 250Vac Single and Double Pole



- ▶ Nylon lever switches
- ▶ Ratings up to 20A, 250V ac
- ▶ Single and double pole
- ▶ Wide choice of terminals
- ▶ Choice of circuit options including 3 position
- ▶ Flat & round lever profiles



16(4)A 250Vac T85



UL 20A 250Vac Non Ind (Single pole)
 UL 16A 250Vac Non Ind (Double pole)
 UL CSA (2 pos types) 250Vac 1hp, 125Vac 1/2hp
 UL CSA (3 pos types) 250Vac 1/2hp, 125Vac 1/4hp
 CSA 16A 250Vac Non Ind
 UL 85°C, file E45221, CSA file LR10990
 UL and CSA N/A on momentary types

In house test

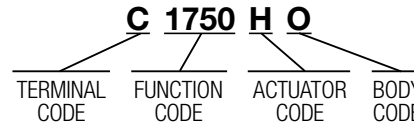
Inrush 36A to EN61058-1 & 20A 28Vdc



RoHS compliant

Selective "A, B, C" and "OFF, A, A+B" circuits at 5 amp also available.
 3mm contact gap except where marked μ .
 Technical data on pages 4 & 5.

ORDER FORMAT



TERMINAL	FUNCTION	ACTUATOR
C 6.3 x 0.8	Single pole 1700 ON - OFF	Double pole 1750 ON - OFF
H 4.8 x 0.8	1710 μ ON - ON	1760 μ ON - ON
K 2.8 x 0.8	1720 μ ON - OFF - ON	1770 μ ON - OFF - ON
T Solder	1721 μ ON - OFF - ON (momentary 1 side)	
X PCB 0.8 Sq	1722 μ ON - OFF - ON (momentary 2 sides)	

The switch is on between centre terminals (2 & 5) and the terminals over which the lever is positioned.



C1700RO



C1700HO



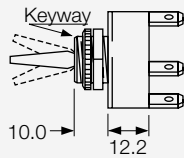
C1760RO



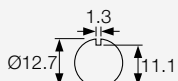
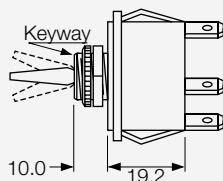
C1750HO

BODY

0
Single pole



0
Double pole



Panel hole (all types)
Panel thickness (Max)
Both nuts - 3.5mm
Less backnut - 6.5mm

OPTIONS

Neck Seal M539
Material - Nitrile
(H & R Actuators)
Actuator visible



Cover M1080
Material - EPDM
(R Actuator only)



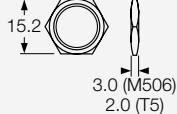
Cover M331
Material - PVC
(R Actuator only)



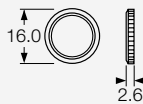
Covers have internal nylon nuts

Fixing nuts (Standard is M506 & T92)

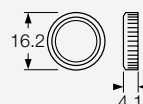
T5 Hex brass
M506 Hex nylon



T92 Knurled brass

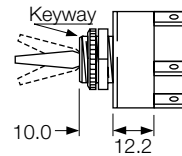
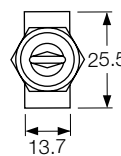


M279 Knurled nylon



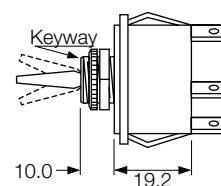
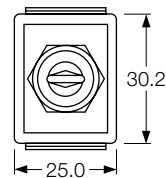
DIMENSIONS (mm)

Single Pole
(C terminals shown)



Optional
P232 plate
SP or DP

Double Pole
(C terminals shown)



Optional terminal barrier M441 is available.

0600 Lever Switches 1A 250Vac



C0600HD



C0600CC

- ▶ Lever switch
- ▶ Brass and nylon actuators
- ▶ Single pole
- ▶ Latching and momentary action
- ▶ Choice of actuator profiles



C0602SC

In house test

1A 250Vac

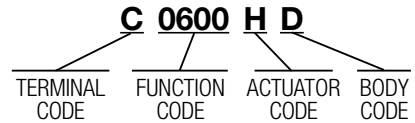
RoHS

RoHS compliant

3mm contact gap.
Technical data on pages 4 & 5.



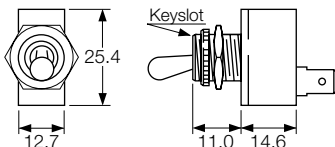
ORDER FORMAT



▶ TERMINAL	▶ FUNCTION	▶ ACTUATOR	▶ BODY	▶ OPTIONS
<p>C</p> <p>6.3 x 0.8 10.1</p>	<p>0600</p> <p>ON - OFF</p> <p>0602</p> <p>ON - OFF (momentary ON)</p>	<p>C Chromed brass (0600)</p> <p>15.0</p> <p>U Nylon (0600)</p> <p>12.1</p> <p>G Nylon (0600)</p> <p>27.0</p> <p>H Nylon (0600)</p> <p>17.0</p> <p>S Chromed brass stem/nylon paddle (0602 only)</p> <p>41.8</p>	<p>D Nylon neck and top plate (Used with actuator codes U, G and H)</p> <p>C Metal neck and top plate (Used with actuator codes C and S)</p> <p>1.3 Ø12.7 11.1</p> <p>Panel thickness - 3.5mm Back nut must be fitted</p> <p>Fixing nuts (Standard is M506 & T92)</p> <p>T5 Hex brass M506 Hex nylon</p> <p>15.2 3.0 (M506) 2.0 (T5)</p> <p>T92 Knurled brass</p> <p>16.0 2.6</p> <p>M279 Knurled nylon</p> <p>16.2 4.1</p>	<p>Cover M331</p> <p>(C Actuator only) PVC -5T85</p> <p>Seal M539 (C, H & U Actuators) Rubber -57T145</p> <p>Actuator visible</p> <p>Cover M1080 (C Actuator only) Rubber -57T145</p> <p>Covers have internal nylon nuts</p>

Dimensions (mm)

0600 (U actuator shown)



0602

