

LQM2HPN2R2MJH#

“#” indicates a package specification code.

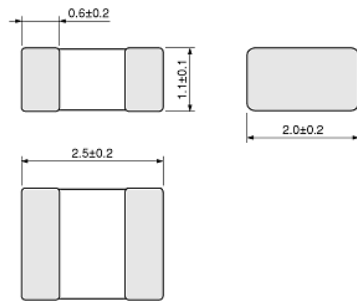
High Spec Type (Low DC Resistance / Good Bias Current Characteristics Type)



< List of part numbers with package codes >

LQM2HPN2R2MJHL LQM2HPN2R2MJHB

Appearance & Shape



(in mm)

Notices

When rated current is applied to the products, inductance will be within $\pm 30\%$ of initial inductance value range. When rated current is applied to the products, temperature rise caused by self-generated heat shall be limited to 40°C max. Keep the temperature of product (ambient temperature plus self-generation of heat) under 125°C.

Attention

- 1.This datasheet is downloaded from the website of Murata Manufacturing Co., Ltd. Therefore, it's specifications are subject to change or our products in it may be discontinued without advance notice. Please check with our sales representatives or product engineers before ordering.
 - 2.This datasheet has only typical specifications because there is no space for detailed specifications.
- Therefore, please review our product specifications or consult the approval sheet for product specifications before ordering.

LQM2HPN2R2MJH#

“#” indicates a package specification code.

References

Packaging	Specifications	Minimum Order Quantity
L	180Embossed Tape	3000
B	Bulk(Bag)	1000

Mass (typ.)	
1 piece	0.027g

Attention

- 1.This datasheet is downloaded from the website of Murata Manufacturing Co., Ltd. Therefore, it's specifications are subject to change or our products in it may be discontinued without advance notice. Please check with our sales representatives or product engineers before ordering.
 - 2.This datasheet has only typical specifications because there is no space for detailed specifications.
- Therefore, please review our product specifications or consult the approval sheet for product specifications before ordering.

LQM2HPN2R2MJH#

“#” indicates a package specification code.

Specifications

L size	2.5±0.2mm
W size	2.0±0.2mm
T size	1.1±0.1mm
Size code inch (mm)	1008 (2520)
Inductance	2.2μH±20%
Inductance Test Frequency	1MHz
Rated current (I _{sat}) (Based on Inductance change)	1.4A(Max) / 1.6A(Typ.)
Rated current (I _{temp}) (Based on Temperature rise)	1.5A(Max) / 1.9A(Typ.)
Max. of DC resistance	0.138Ω
Class of magnetic shield	Ferrite Core
Self resonance frequency (min.)	30MHz
DC Resistance Intermediate Values	0.11Ω(typ.)
Operating Temperature Range	-40°C to 85°C
Series	LQM2HPN_JH

Attention

1.This datasheet is downloaded from the website of Murata Manufacturing Co., Ltd. Therefore, it's specifications are subject to change or our products in it may be discontinued without advance notice. Please check with our sales representatives or product engineers before ordering.

2.This datasheet has only typical specifications because there is no space for detailed specifications.

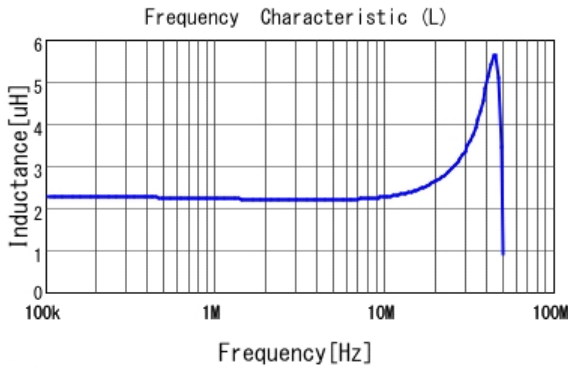
Therefore, please review our product specifications or consult the approval sheet for product specifications before ordering.

LQM2HPN2R2MJH#

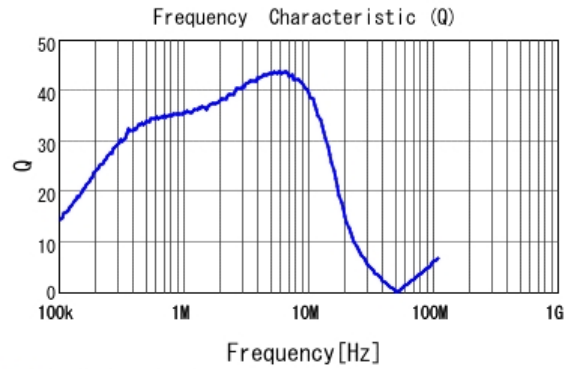
“#” indicates a package specification code.

Characteristic Data

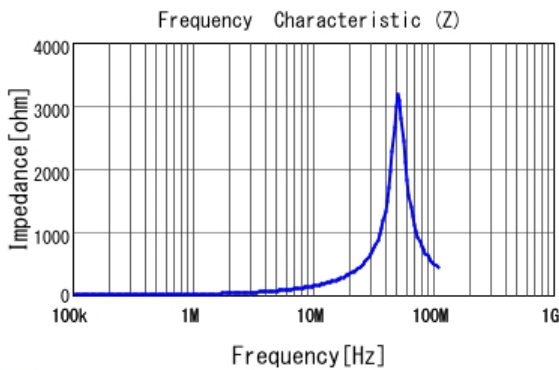
The charts below may show another part number which shares its characteristics.



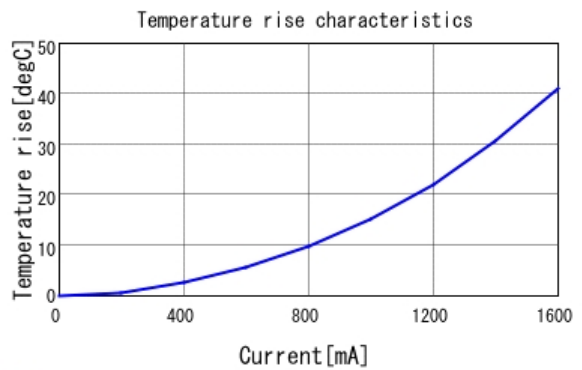
■ LQM2HPN2R2MJH L



■ LQM2HPN2R2MJH Q



■ LQM2HPN2R2MJH |Z|



■ LQM2HPN2R2MJH Temp. rise

Attention

- 1.This datasheet is downloaded from the website of Murata Manufacturing Co., Ltd. Therefore, it's specifications are subject to change or our products in it may be discontinued without advance notice. Please check with our sales representatives or product engineers before ordering.
- 2.This datasheet has only typical specifications because there is no space for detailed specifications.
Therefore, please review our product specifications or consult the approval sheet for product specifications before ordering.