

# LQM18PZ1R0MCH#

"#" indicates a package specification code.

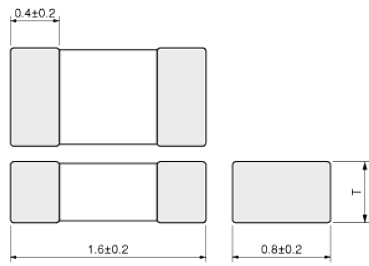
## Bias Current Characteristics Improved



< List of part numbers with package codes >

LQM18PZ1R0MCHB LQM18PZ1R0MCHD

## Appearance & Shape



Dimension of T	Inductance: 1.0 to 2.2μH	0.50±0.15
	Inductance: 2.5μH	0.45±0.15

(in mm)

## References

Packaging	Specifications	Minimum Order Quantity
B	Bulk(Bag)	1000
D	180mm Paper Tape	4000

Mass (typ.)	
1 piece	0.004g

## Notices

Please consider 'Notice (Rating).' When rated current is applied to the products, inductance will be within  $\pm 30\%$  of initial inductance value range. When rated current is applied to the products, the temperature rise caused by self-generated heat shall be limited to 40°C max.

### Attention

1.This datasheet is downloaded from the website of Murata Manufacturing Co., Ltd. Therefore, it's specifications are subject to change or our products in it may be discontinued without advance notice. Please check with our sales representatives or product engineers before ordering.

2.This datasheet has only typical specifications because there is no space for detailed specifications.

Therefore, please review our product specifications or consult the approval sheet for product specifications before ordering.

# LQM18PZ1R0MCH#

“#” indicates a package specification code.



## Specifications

L size	1.6±0.2mm
W size	0.8±0.2mm
T size	0.5±0.15mm
Size code inch (mm)	0603 (1608)
Inductance	1μH±20%
Inductance Test Frequency	1MHz
Rated current (I <sub>sat</sub> ) (Based on Inductance change)	600mA
Rated current (I <sub>temp</sub> ) (Based on Temperature rise)	950mA(Ambient temp.85°C)650mA(Ambient temp.125°C)
Max. of DC resistance	0.29Ω
Class of magnetic shield	Ferrite Core
Self resonance frequency (min.)	80MHz
Operating Temperature Range	-55°C to 125°C
Series	LQM18PZ_CH

### Attention

1.This datasheet is downloaded from the website of Murata Manufacturing Co., Ltd. Therefore, it's specifications are subject to change or our products in it may be discontinued without advance notice. Please check with our sales representatives or product engineers before ordering.

2.This datasheet has only typical specifications because there is no space for detailed specifications.

Therefore, please review our product specifications or consult the approval sheet for product specifications before ordering.


# LQM18PZ1R0MCH#

"#" indicates a package specification code.

## Notice For General

In operating temperatures exceeding +85°C, derating of current is necessary for this series.  
Please apply the derating curve shown in the chart according to the operating temperature.

### Derating of Rated Current



#### Attention

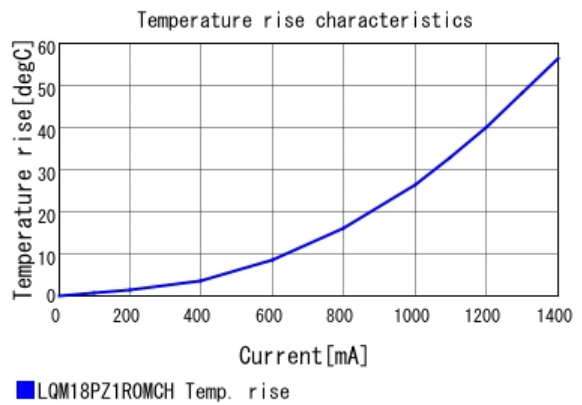
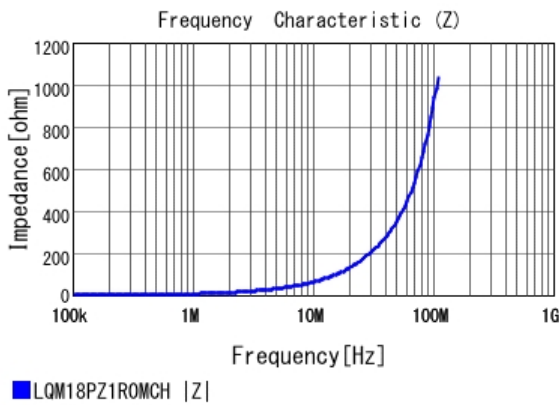
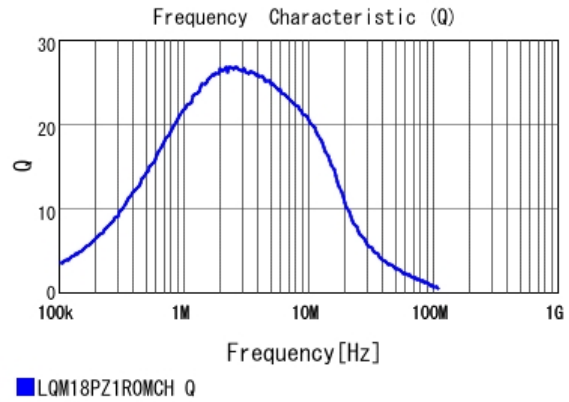
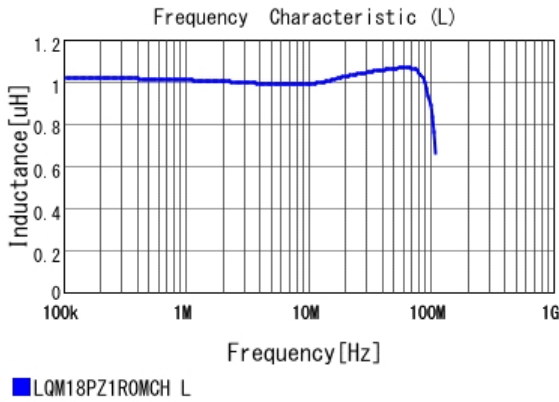
- 1.This datasheet is downloaded from the website of Murata Manufacturing Co., Ltd. Therefore, it's specifications are subject to change or our products in it may be discontinued without advance notice. Please check with our sales representatives or product engineers before ordering.
- 2.This datasheet has only typical specifications because there is no space for detailed specifications.  
Therefore, please review our product specifications or consult the approval sheet for product specifications before ordering.

# LQM18PZ1R0MCH#

"#" indicates a package specification code.

## Characteristic Data

The charts below may show another part number which shares its characteristics.



**Attention**

- 1.This datasheet is downloaded from the website of Murata Manufacturing Co., Ltd. Therefore, it's specifications are subject to change or our products in it may be discontinued without advance notice. Please check with our sales representatives or product engineers before ordering.
- 2.This datasheet has only typical specifications because there is no space for detailed specifications.  
Therefore, please review our product specifications or consult the approval sheet for product specifications before ordering.