

# LQH32MN471K23#

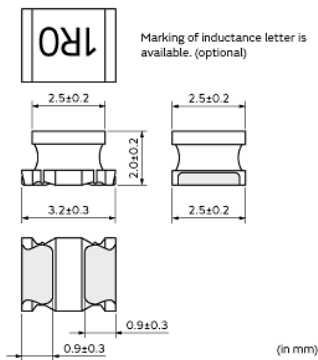
“#” indicates a package specification code.

Size Code 3225 (1210) in mm (in inch)



< List of part numbers with package codes >  
LQH32MN471K23K LQH32MN471K23L

## Appearance & Shape



## References

Packaging	Specifications	Minimum Order Quantity
K	330Embossed Tape	7500
L	180Embossed Tape	2000

Mass (typ.)	
1 piece	0.06g

**Attention**  
1.This datasheet is downloaded from the website of Murata Manufacturing Co., Ltd. Therefore, it's specifications are subject to change or our products in it may be discontinued without advance notice. Please check with our sales representatives or product engineers before ordering.  
2.This datasheet has only typical specifications because there is no space for detailed specifications.  
Therefore, please review our product specifications or consult the approval sheet for product specifications before ordering.

# LQH32MN471K23#

“#” indicates a package specification code.

## Specifications

L size	3.2±0.3mm
W size	2.5±0.2mm
T size	2.0±0.2mm
Size code inch (mm)	1210 (3225)
Inductance	470μH±10%
Inductance Test Frequency	1kHz
Rated current (Itemp) (Based on Temperature rise)	45mA
Max. of DC resistance	25Ω
Class of magnetic shield	No Shield
Q(min.)	50
Q Test Frequency	796kHz
Self resonance frequency (min.)	5MHz
Operating Temperature Range(Self-temperature rise is not included)	-40°C to 85°C
Series	LQH32MN_23


### Attention

- 1.This datasheet is downloaded from the website of Murata Manufacturing Co., Ltd. Therefore, it's specifications are subject to change or our products in it may be discontinued without advance notice. Please check with our sales representatives or product engineers before ordering.
- 2.This datasheet has only typical specifications because there is no space for detailed specifications.  
Therefore, please review our product specifications or consult the approval sheet for product specifications before ordering.

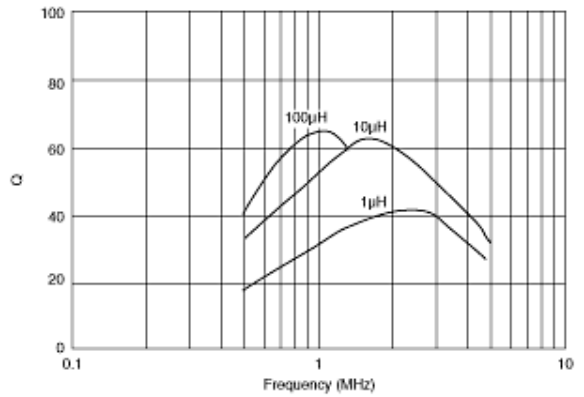
# LQH32MN471K23#

“#” indicates a package specification code.

## Product Data



Impedance - Current Characteristics



Q-Frequency Characteristics

**Attention**

1. This datasheet is downloaded from the website of Murata Manufacturing Co., Ltd. Therefore, its specifications are subject to change or our products in it may be discontinued without advance notice. Please check with our sales representatives or product engineers before ordering.
  2. This datasheet has only typical specifications because there is no space for detailed specifications.
- Therefore, please review our product specifications or consult the approval sheet for product specifications before ordering.