



# Shielded Power Inductors – LPS3314



- Very low DCR; excellent current handling
- Miniature 3.3 × 3.3 mm footprint; less than 1.4 mm tall

**Designer's Kit C330** contains 3 each of all values

**Core material** Ferrite

**Core and winding loss** See [www.coilcraft.com/coreloss](http://www.coilcraft.com/coreloss)

**Terminations** RoHS compliant silver-palladium-platinum-glass frit. Other terminations available at additional cost.

**Weight** 44.1 – 46.5 mg

**Ambient temperature** –40°C to +85°C with Irms current, +85°C to +125°C with derated current

**Storage temperature** Component: –40°C to +125°C.

Tape and reel packaging: –40°C to +80°C

**Resistance to soldering heat** Max three 40 second reflows at +260°C, parts cooled to room temperature between cycles

**Moisture Sensitivity Level (MSL)** 1 (unlimited floor life at <30°C / 85% relative humidity)

**Failures in Time (FIT) / Mean Time Between Failures (MTBF)**

38 per billion hours / 26,315,789 hours, calculated per Telcordia SR-332

**Packaging** 1000/7" reel; 3500/13" reel Plastic tape: 12 mm wide, 0.3 mm thick, 8 mm pocket spacing, 1.52 mm pocket depth

**Recommended pick and place nozzle** OD: 3.3 mm; ID: ≤ 1.65 mm

**PCB washing** Only pure water or alcohol recommended

Part number <sup>1</sup>	Inductance <sup>2</sup> ±20% (µH)	DCR max <sup>3</sup> (Ohms)	SRF typ <sup>4</sup> (MHz)	Isat (A) <sup>5</sup>			Irms (A) <sup>6</sup>	
				10% drop	20% drop	30% drop	20°C rise	40°C rise
LPS3314-102ML_	1.0	0.062	215	1.8	1.9	2.0	1.6	2.10
LPS3314-222ML_	2.2	0.100	140	1.3	1.4	1.5	1.2	1.60
LPS3314-332ML_	3.3	0.145	115	1.1	1.2	1.3	1.0	1.35
LPS3314-472ML_	4.7	0.175	86	0.97	0.99	1.0	0.90	1.25
LPS3314-562ML_	5.6	0.220	74	0.92	0.95	0.98	0.82	1.10
LPS3314-682ML_	6.8	0.240	72	0.87	0.90	0.91	0.82	1.10
LPS3314-822ML_	8.2	0.270	60	0.58	0.75	0.78	0.70	1.00
LPS3314-103ML_	10	0.330	55	0.56	0.66	0.70	0.65	0.87
LPS3314-153ML_	15	0.440	45	0.46	0.56	0.59	0.62	0.82
LPS3314-183ML_	18	0.575	37	0.44	0.51	0.54	0.52	0.68
LPS3314-223ML_	22	0.720	34	0.44	0.48	0.49	0.45	0.60
LPS3314-333ML_	33	0.920	27	0.30	0.38	0.40	0.43	0.58
LPS3314-473ML_	47	1.40	22	0.28	0.33	0.34	0.35	0.47
LPS3314-563ML_	56	1.55	19	0.26	0.30	0.31	0.32	0.42
LPS3314-683ML_	68	1.80	17	0.22	0.26	0.29	0.30	0.40
LPS3314-823ML_	82	2.00	14	0.20	0.24	0.26	0.29	0.39
LPS3314-104ML_	100	2.75	13	0.19	0.23	0.24	0.24	0.32
LPS3314-124ML_	120	3.45	11	0.19	0.21	0.22	0.22	0.30
LPS3314-154ML_	150	4.10	10	0.16	0.19	0.20	0.20	0.27
LPS3314-184ML_	180	4.80	9.0	0.14	0.17	0.18	0.19	0.25
LPS3314-224ML_	220	6.00	7.0	0.14	0.16	0.17	0.16	0.22
LPS3314-334ML_	330	9.30	6.0	0.11	0.12	0.13	0.13	0.18
LPS3314-474ML_	470	12.0	4.5	0.080	0.11	0.11	0.12	0.16
LPS3314-564ML_	560	14.0	4.5	0.095	0.105	0.11	0.11	0.145
LPS3314-684ML_	680	18.5	4.0	0.092	0.100	0.105	0.095	0.125
LPS3314-824ML_	820	24.0	3.7	0.086	0.099	0.100	0.085	0.110
LPS3314-105ML_	1000	31.0	3.0	0.090	0.099	0.100	0.082	0.100
LPS3314-155ML_	1500	44.0	2.7	0.080	0.086	0.090	0.060	0.080

1. Please, specify **termination** and **packaging** codes:

**LPS3314-105MLC**

**Termination:** L = RoHS compliant silver-palladium-platinum-glass frit. Special order:  
T = RoHS tin-silver-copper (95.5/4/0.5)  
or S = non-RoHS tin-lead (63/37).

**Packaging:** C = 7" machine-ready reel. EIA-481 embossed plastic tape (1000 parts per full reel).

B = Less than full reel. In tape, but not machine ready. To have a leader and trailer added (\$25 charge), use code letter C instead.

D = 13" machine-ready reel. EIA-481 embossed plastic tape. Factory order only, not stocked (3500 parts per full reel).

- Inductance tested at 100 kHz, 0.1 Vrms, 0 Ad using an Agilent/HP 4263B LCR meter or equivalent. Inductance at 1 MHz is the same for parts with SRF ≥ 10 MHz.
  - DCR measured on a micro-ohmmeter.
  - SRF measured using Agilent/HP 8753ES or equivalent.
  - DC current that causes the specified inductance drop from its value without current.
  - Current that causes the specified temperature rise from 25°C ambient.
  - Electrical specifications at 25°C.
- Refer to Doc 362 "Soldering Surface Mount Components" before soldering.



[www.coilcraft.com](http://www.coilcraft.com)

**US** +1-847-639-6400 [sales@coilcraft.com](mailto:sales@coilcraft.com)

**UK** +44-1236-730595 [sales@coilcraft-europe.com](mailto:sales@coilcraft-europe.com)

**Taiwan** +886-2-2264 3646 [sales@coilcraft.com.tw](mailto:sales@coilcraft.com.tw)

**China** +86-21-6218 8074 [sales@coilcraft.com.cn](mailto:sales@coilcraft.com.cn)

**Singapore** +65-6484 8412 [sales@coilcraft.com.sg](mailto:sales@coilcraft.com.sg)

Document 541-1 Revised 11/21/11

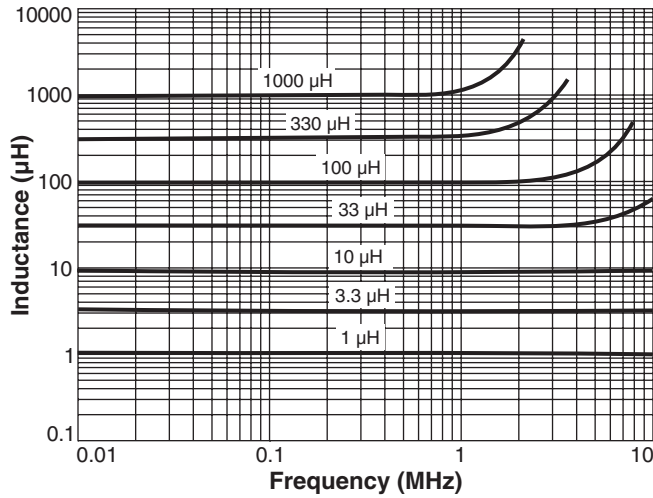
© Coilcraft Inc. 2011

This product may not be used in medical or high risk applications without prior Coilcraft approval. Specifications subject to change without notice. Please check our web site for latest information.

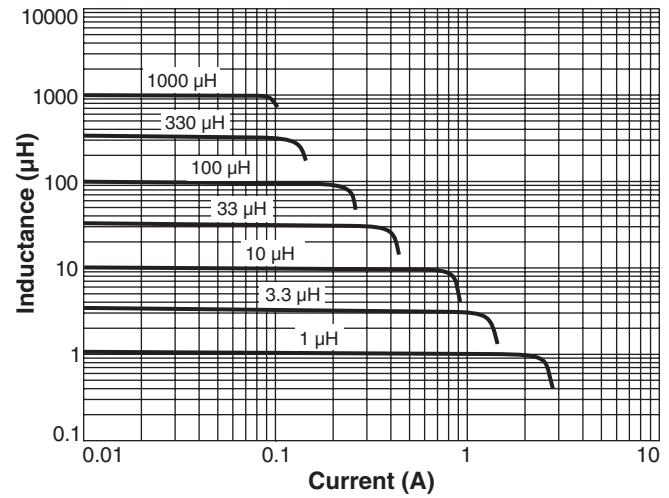


# Shielded Power Inductors – LPS3314 Series

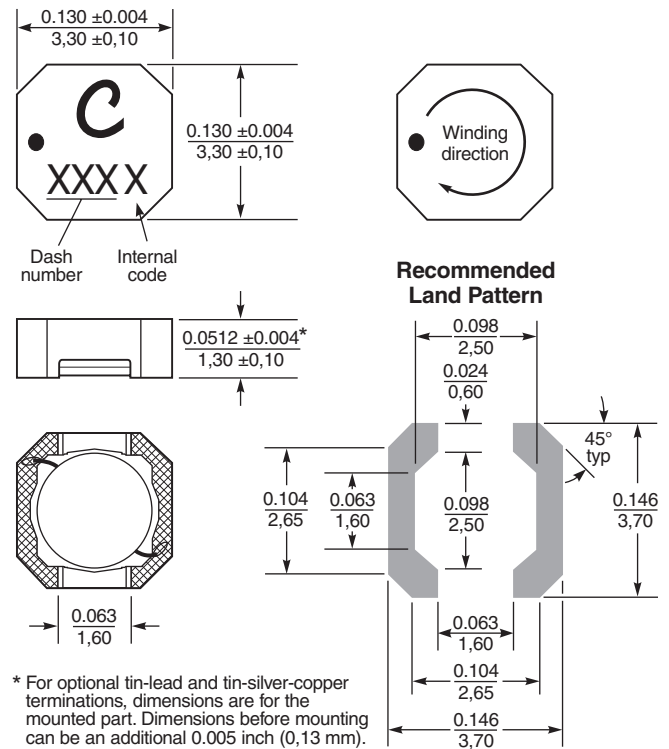
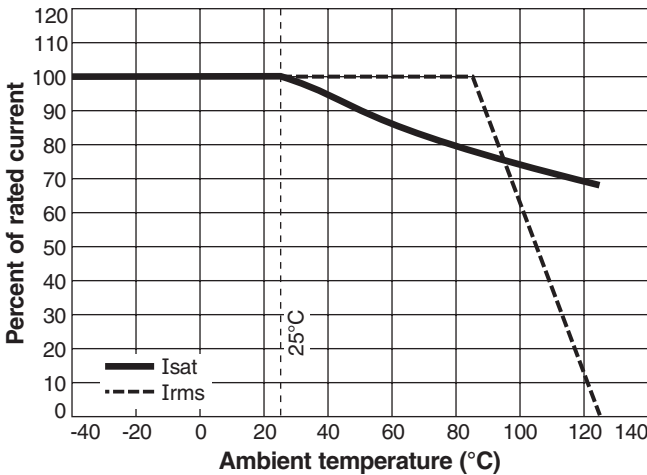
## Typical L vs Frequency



## Typical L vs Current



## Current Derating



\* For optional tin-lead and tin-silver-copper terminations, dimensions are for the mounted part. Dimensions before mounting can be an additional 0.005 inch (0,13 mm).

Dimensions are in  $\frac{\text{inches}}{\text{mm}}$



**US** +1-847-639-6400 sales@coilcraft.com  
**UK** +44-1236-730595 sales@coilcraft-europe.com  
**Taiwan** +886-2-2264 3646 sales@coilcraft.com.tw  
**China** +86-21-6218 8074 sales@coilcraft.com.cn  
**Singapore** +65-6484 8412 sales@coilcraft.com.sg

Document 541-2 Revised 11/21/11

© Coilcraft Inc. 2011  
 This product may not be used in medical or high risk applications without prior Coilcraft approval. Specifications subject to change without notice. Please check our web site for latest information.