Note: This datasheet may be out of date.
Please download the latest datasheet of LFB212G45CG1C187 from the official website of Murata Manufacturing Co., Ltd.
https://www.murata.com/en-us/products/productdetail?partno=LFB212G45CG1C187

LFB212G45CG1C187

In Production | Recommended | RoHS | REACH

Appearance & Shape

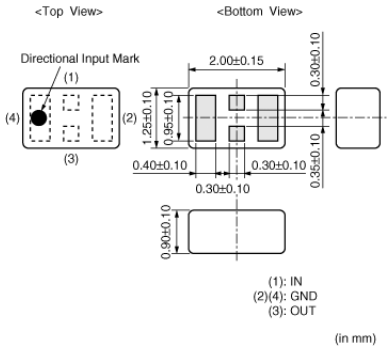

Features

Ultra-small, low-profiled, lightweight chip filters based on ceramic multilayer technology.
Extremely ultra-small band-bass filters.

1. Ultra-small, low-profiled, lightweight band-pass filters.
2. Absolutely no adjustment required.
3. Reflow solderable.
4. Available in tape and reel packagings for automatic mounting.
5. Available in the 2400MHz to 2500MHz frequency range.

Packaging Information

Packaging	Specifications	Minimum Order Quantity
-	180mm Embossed Tape	4000

Attention
1.This datasheet is downloaded from the website of Murata Manufacturing Co., Ltd. Therefore, it's specifications are subject to change or our products in it may be discontinued without advance notice. Please check with our sales representatives or product engineers before ordering.
2.This datasheet has only typical specifications because there is no space for detailed specifications.
Therefore, please review our product specifications or consult the approval sheet for product specifications before ordering.

Note: This datasheet may be out of date.
Please download the latest datasheet of LFB212G45CG1C187 from the official website of Murata Manufacturing Co., Ltd.
https://www.murata.com/en-us/products/productdetail?partno=LFB212G45CG1C187

LFB212G45CG1C187

Specifications

Applications	WLAN BT
Nominal Center Frequency(fo)	2450.00MHz
Bandwidth(BW)	fo±50.00MHz
Insertion Loss in BW I)	0.90dB max. (at 25°C)
Insertion Loss in BW II)	1.10dB max. (-40 to +85°C)
Attenuation(Absolute Value) I)	28.0dB min. at 824.00 to 960.00MHz
Attenuation(Absolute Value) II)	15.0dB min. at 1710.00 to 1910.00MHz
Attenuation(Absolute Value) III)	9.5dB min. at 1910.00 to 1990.00MHz
Attenuation(Absolute Value) IV)	25.0dB min. at 4800.00 to 5000.00MHz
VSWR(max.)	2.0
Characteristic Impedance(Nom.)	50Ω
Power Capacity	500mW
Operating Temperature Range	-40°C to 85°C
L x W (size)	2.00x1.25mm
Thickness(max.)	1.0mm

Attention
1.This datasheet is downloaded from the website of Murata Manufacturing Co., Ltd. Therefore, it's specifications are subject to change or our products in it may be discontinued without advance notice. Please check with our sales representatives or product engineers before ordering.
2.This datasheet has only typical specifications because there is no space for detailed specifications.
Therefore, please review our product specifications or consult the approval sheet for product specifications before ordering.

Note: This datasheet may be out of date.
Please download the latest datasheet of LFB212G45CG1C187 from the official website of Murata Manufacturing Co., Ltd.
https://www.murata.com/en-us/products/productdetail?partno=LFB212G45CG1C187

LFB212G45CG1C187

Product Data

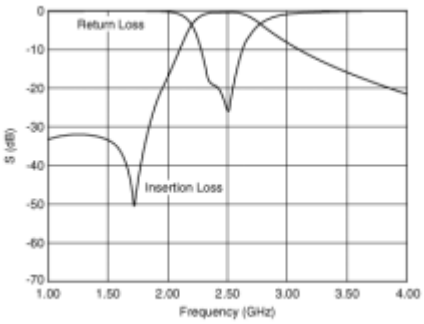

Frequency Characteristics

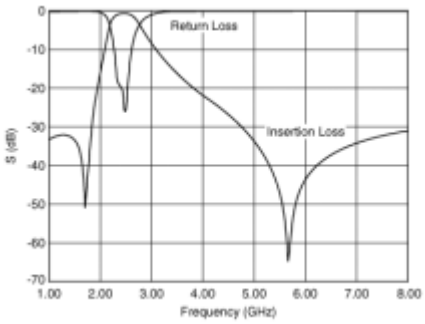

Spurious Response

Attention
1.This datasheet is downloaded from the website of Murata Manufacturing Co., Ltd. Therefore, it's specifications are subject to change or our products in it may be discontinued without advance notice. Please check with our sales representatives or product engineers before ordering.
2.This datasheet has only typical specifications because there is no space for detailed specifications.
Therefore, please review our product specifications or consult the approval sheet for product specifications before ordering.