

# LADN22S

Auxiliary contact block, TeSys Deca, 2NO +2NC, front mounting, screw clamp terminals, red front face



## Main

|   |  |
|---|--|
| Range                                       | TeSys<br>TeSys Deca  |
| Product name                                | TeSys Deca   |
| Product or component type                   | Auxiliary contact block  |
| Device short name                           | LADN   |
| Range compatibility                         | TeSys D CAD<br>TeSys D LC1D<br>TeSys F LC1F<br>TeSys F CR1F<br>TeSys Deca CAD<br>TeSys Deca LC1D |
| Mounting location                           | Front  |
| Pole contact composition                    | 2 NO + 2 NC  |
| Contacts operation                          | Instantaneous  |
| [Ue] rated operational voltage              | 690 V AC 25...400 Hz   |
| [Ie] rated operational current              | 6 A at 120 V AC-15<br>1.04 A at 690 V AC-15<br>0.55 A at 125 V DC-13<br>0.1 A at 600 V DC-13     |
| [Ui] rated insulation voltage               | 690 V conforming to IEC 60947-5-1<br>600 V conforming to UL<br>600 V conforming to CSA           |
| [Ith] conventional free air thermal current | 10 A (at 60 °C)  |
| Standards                                   | UL 60947-5-1<br>CSA C22.2 No 60947-5-1<br>GB/T 14048.5<br>EN 50012<br>EN/IEC 60947-5-1           |
| Product certifications                      | CB<br>UL<br>CSA<br>CCC<br>EAC<br>UKCA  |

## Complementary

|                               |   |
|-------------------------------|---|
| Irms rated making capacity    | 140 A AC conforming to IEC 60947-5-1<br>250 A DC conforming to IEC 60947-5-1  |
| Permissible short-time rating | 100 A 60 °C 1 s<br>120 A 60 °C 500 ms<br>140 A 60 °C 100 ms   |
| Protection type               | GG fuse 10 A  |
| Mechanical durability         | 30 Mcycles  |
| Minimum switching current     | 5 mA  |
| Minimum switching voltage     | 17 V  |
| Non-overlap time              | 1.5 Ms on de-energisation no overlap between NC and NO contact<br>1.5 ms on energisation no overlap between NC and NO contact |
| Insulation resistance         | > 10 MOhm   |

The information provided in this documentation contains general descriptions and/or technical characteristics of the performance of the products contained herein. This documentation is not intended as a substitute for and is not to be used for determining suitability or reliability of these products for specific user applications. It is the duty of any such user or integrator to perform the appropriate and complete risk analysis, evaluation and testing of the products with respect to the relevant specific application or use thereof. Neither Schneider Electric Industries SAS nor any of its affiliates or subsidiaries shall be responsible or liable for misuse of the information contained herein.

|                         |  |
|-------------------------|--|
| Connections - terminals | Screw clamp terminals 1 cable(s) 1...4 mm <sup>2</sup> flexible with cable end<br>Screw clamp terminals 1 cable(s) 1...4 mm <sup>2</sup> flexible without cable end<br>Screw clamp terminals 2 cable(s) 1...2.5 mm <sup>2</sup> flexible with cable end<br>Screw clamp terminals 2 cable(s) 1...4 mm <sup>2</sup> flexible without cable end<br>Screw clamp terminals 1 cable(s) 1...4 mm <sup>2</sup> rigid without cable end<br>Screw clamp terminals 2 cable(s) 1...4 mm <sup>2</sup> rigid without cable end |
| Tightening torque       | 1.7 N.M - with screwdriver flat Ø 6 mm<br>1.7 N.M - with screwdriver Philips No 2<br>1.7 N.m - with screwdriver pozidriv No 2  |
| Height                  | 48 mm  |
| Width                   | 44 mm  |
| Depth                   | 42 mm  |
| Net weight              | 0.05 kg  |
| Colour                  | Red (RAL 3000)   |






## Environment

|                                       |                              |
|---------------------------------------|------------------------------|
| Environmental characteristic          | Normal environment           |
| IP degree of protection               | IP20 conforming to IEC 60529 |
| Protective treatment                  | TH conforming to IEC 60068   |
| Ambient air temperature for storage   | -60...80 °C                  |
| Ambient air temperature for operation | -5...60 °C                   |
| Operating altitude                    | 3000 m                       |

## Packing Units

|                              |         |
|------------------------------|---------|
| Unit Type of Package 1       | PCE     |
| Number of Units in Package 1 | 1       |
| Package 1 Height             | 4.8 cm  |
| Package 1 Width              | 4.8 cm  |
| Package 1 Length             | 5.2 cm  |
| Package 1 Weight             | 70.0 g  |
| Unit Type of Package 2       | S01     |
| Number of Units in Package 2 | 32      |
| Package 2 Height             | 15.0 cm |
| Package 2 Width              | 15.0 cm |
| Package 2 Length             | 40.0 cm |
| Package 2 Weight             | 2.24 kg |

## Offer Sustainability

|                            |   |
|----------------------------|---|
| Sustainable offer status   | Green Premium product   |
| REACH Regulation           |  <a href="#">REACH Declaration</a>             |
| REACH free of SVHC         | Yes   |
| EU RoHS Directive          | Compliant  <a href="#">EU RoHS Declaration</a> |
| Toxic heavy metal free     | Yes   |
| Mercury free               | Yes   |
| China RoHS Regulation      |  <a href="#">China RoHS Declaration</a>        |
| RoHS exemption information |  Yes   |
| Environmental Disclosure   |  <a href="#">Product Environmental Profile</a> |
| WEEE                       | The product must be disposed on European Union markets following specific waste collection and never end up in rubbish bins       |

## Contractual warranty

|          |           |
|----------|-----------|
| Warranty | 18 Monate |
|----------|-----------|