


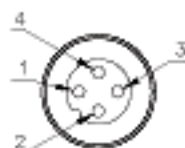
4 and 5-Wire *eurofast*® Field Wireable Connectors, Standard with Labels

- Male Connectors
- IEC IP 67 Protection



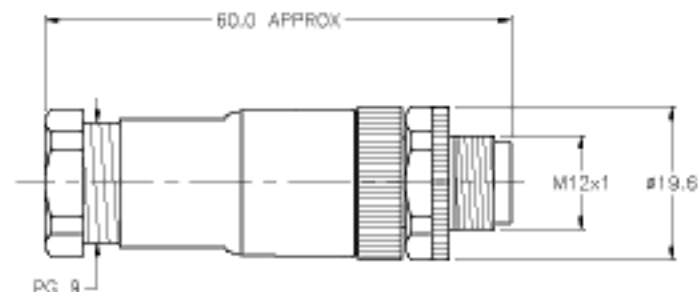
Drawing	Part Number	Housing Specs.	Application	Pinout
	BS 8141-0/LABEL	PBT, Black PG 7 cable gland accepts 4-6 mm cable diameter Screw terminals accepts up to 18 AWG conductors 85°C 250 V, 4 A	Mates with standard key 4-pin cordsets and receptacles, color coded & numbered pins	
	BS 8141-0/PG9/LABEL	PBT, Black PG 9 cable gland accepts 6-8 mm cable diameter Screw terminals 85°C 250 V, 4 A	Mates with standard key 4-pin cordsets and receptacles, color coded & numbered pins	
	BS 8151-0/PG9/LABEL	PBT, Black PG 9 cable gland, accepts 4-8 mm cable diameter Screw terminals accepts up to 18 AWG conductors 85°C 125 V, 4 A	Mates with standard key 5-pin cordsets and receptacles, color coded & numbered pins	
	BS 8241-0/LABEL	PBT, Black PG 7 cable gland, accepts 4-6 mm cable diameter Screw terminals accepts up to 18 AWG conductors 85°C	Mates with standard key 4-pin cordsets and receptacles, color coded & numbered pins	
	BS 8241-0/PG9/LABEL	PBT, Black PG 9 cable gland accepts 6-8 mm cable diameter Screw terminals accepts up to 18 AWG conductors 85°C	Mates with standard key 4-pin cordsets and receptacles, color coded & numbered pins	
	BS 8251-0/PG9/LABEL	PBT, Black PG 9 cable gland accepts 4-8 mm cable diameter Screw terminals accepts up to 18 AWG conductors 85°C 125 V, 4 A	Mates with standard key 5-pin cordsets and receptacles, color coded & numbered pins	

MALE END VIEW



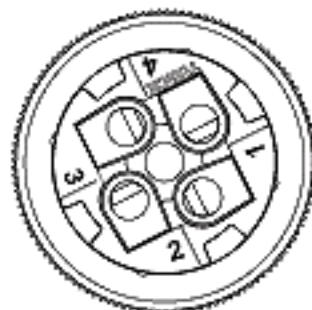
SPECIFICATIONS

HOUSING MATERIAL/PLATING	NYLON/BLACK
CONTACT MATERIAL/PLATING	BRASS/GOLD
COUPLING NUT MATERIAL/PLATING	BRASS/NICKEL
RATED CURRENT [A]	4.0 A
RATED VOLTAGE [V]	250 V
MAXIMUM WIRE SIZE	1B AWG
CABLE GRIP RANGE	6-8mm
TEMPERATURE RATING	-25°C to +85°C (-13°F to +185°F)
PROTECTION CLASS	EC IP67
TERMINATION TYPE	SCREW TERMINAL



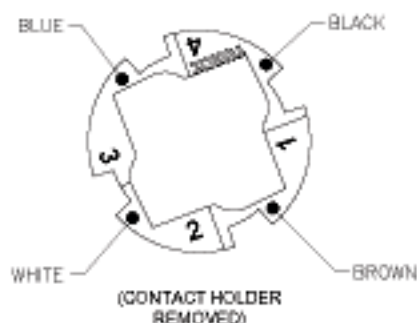
DETAIL "A"

WIRE SIDE VIEW OF CONTACT HOLDER TO SHOW LABEL DETAILS



(SCALE 2:1)

LABEL DETAIL



SOURCE DRAWING - FOR REFERENCE ONLY

RELATED DOCUMENTS 1. 2. 3. 4.	3RD ANGLE PROJECTION 	THIS DRAWING IS PROPERTY OF TURCK INC. USE OF THIS DOCUMENT WITHOUT WRITTEN PERMISSION IS PROHIBITED.		TURCK INC High Technology Sensors and Automation Controls	
MATERIAL SEE SPECIFICATIONS	TOLERANCES UNLESS OTHERWISE SPECIFIED 0.5 TO 6 ±0.1 6 TO 30 ±0.2 30 TO 200 ±0.3 OVER 200 ±0.4 ANGLES ±1°	DFT RDS	DATE 02/11/08	DESCRIPTION BS 8141-0/PG9/LABEL	
FRESH SEE SPECIFICATIONS	UNIT OF MEASUREMENT MILLIMETERS	DRSN	SCALE 1=1.0	IDENTIFICATION NO. U2-12963	REV A
DO NOT SCALE THIS DRAWING		FILE: U2-12963		SHEET 1 OF 1	

A	DRAWING RELEASE	GAR	02/22/08	
REV	DESCRIPTION	BY	DATE	EDD NO.