

# LUXEON MultiColor Module 2.5W

RGBW 4-in-1 versatile package

The LUXEON MultiColor Module 2.5W is a 4-in-1 package that makes color tuning easier. Each channel is individually addressable, enabling a large color gamut while simplifying the ability of getting just the right color point.



## FEATURES AND BENEFITS

RGBW 4-in-1 module

5mm x 5mm

Individually control each channel

## PRIMARY APPLICATIONS

Wall Grazer

Linear

Wall Wash

Decorative

# Table of Contents

<b>General Product Information</b> .....	<b>2</b>
Product Test Conditions .....	2
Part Number Nomenclature .....	2
Lumen Maintenance .....	2
Environmental Compliance .....	2
<b>Performance Characteristics</b> .....	<b>3</b>
Product Selection Guide .....	3
Optical Characteristics .....	3
Electrical and Thermal Characteristics .....	3
<b>Absolute Maximum Ratings</b> .....	<b>4</b>
<b>Characteristic Curves</b> .....	<b>5</b>
Spectral Power Distribution Characteristics .....	5
<b>Light Output Characteristics</b> .....	<b>5</b>
Forward Current Characteristics .....	6
Radiation Pattern Characteristics .....	7
<b>Product Bin and Labeling Definitions</b> .....	<b>9</b>
Decoding Product Bin Labeling .....	9
Luminous Flux Bins .....	10
Color Bin Definitions .....	10
Dominant Wavelength Bins .....	11
Forward Voltage Bins .....	11
<b>Mechanical Dimensions</b> .....	<b>12</b>
<b>Reflow Soldering Guidelines</b> .....	<b>13</b>
JEDEC Moisture Sensitivity .....	13
Solder Pad Design .....	14

# General Product Information

## Product Test Conditions

LUXEON MultiColor Module 2.5W LEDs are tested and binned with a 20ms monopulse of 120mA at a junction temperature,  $T_j$ , of 25°C.

## Part Number Nomenclature

Part numbers for LUXEON MultiColor Module 2.5W follow the convention below:

L 1 M C – **A A A B B C C D D E** M P 0

Where:

- A A A** – designates color (R=Red, G=Green, B=Blue)
- B B** – designates CCT (30=3000K, 40=4000K)
- C C** – designates CRI (80=80CRI)
- D D** – designates footprint (50=5mm x 5mm)
- E** – designates binning

Therefore, the following part number is used for the Red, Green, Blue, 3000K 80CRI LUXEON MultiColor Module 2.5W LED:

L 1 M C – **R G B 3 0 8 0 5 0 0** M P 0

## Lumen Maintenance

Please contact your local Sales Representative or Lumileds Technical Solutions Manager for more information about the long-term performance of this product.

## Environmental Compliance

Lumileds LLC is committed to providing environmentally friendly products to the solid-state lighting market. LUXEON MultiColor Module 2.5W is compliant to the European Union directives on the restriction of hazardous substances in electronic equipment, namely the RoHS Directive 2011/65/EU and REACH Regulation (EC) 1907/2006. Lumileds LLC will not intentionally add the following restricted materials to its products: lead, mercury, cadmium, hexavalent chromium, polybrominated biphenyls (PBB) or polybrominated diphenyl ethers (PBDE).

# Performance Characteristics

## Product Selection Guide

Table 1. Product performance of LUXEON MultiColor Module 2.5W at 120mA,  $T_j=25^\circ\text{C}$ .

COLOR	DOMINANT WAVELENGTH <sup>[1]</sup> (nm)		LUMINOUS FLUX <sup>[2]</sup> (lm)		PART NUMBER
	MINIMUM	MAXIMUM	MINIMUM	TYPICAL	
Red	618	625	15	18	L1MC-RGB3080500MP0 L1MC-RGB4080500MP0
Green	520	535	30	38	
Blue	465	480	7	12	
White (3000K)	—	—	48	53	
White (4000K)	—	—	53	57	
Red	Any one color bin		Any one flux bin		L1MC-RGB3080501MP0 <sup>[3]</sup> L1MC-RGB4080501MP0
Green	Any one color bin from 20 to 22		Any one flux bin from G to J		
Blue	Any one color bin from 3A to 31		Any one flux bin from B to C		
White	Any one color bin from 43 to 44		Any one flux bin		

**Notes for Table 1:**

- Lumileds maintains a tolerance of  $\pm 1\text{nm}$  on dominant wavelength measurements.
- Lumileds maintains a tolerance of  $\pm 7.5\%$  on luminous flux measurements.
- The part number means that only one single CAT Code for each color will be orderable and shipped in certain quantities.

## Optical Characteristics

Table 2. Optical characteristics for LUXEON MultiColor Module 2.5W at 120mA,  $T_j=25^\circ\text{C}$ .

COLOR	PART NUMBER	TYPICAL SPECTRAL HALF-WIDTH <sup>[1]</sup> (nm)	TYPICAL TEMPERATURE COEFFICIENT OF DOMINANT WAVELENGTH (nm/ $^\circ\text{C}$ )	TYPICAL TOTAL INCLUDED ANGLE <sup>[2]</sup>	TYPICAL VIEWING ANGLE <sup>[3]</sup>
Red	L1MC-RGBx08050xMP0	15.5	0.05	170°	134°
Green		30.0	0.04	170°	130°
Blue		20.0	0.04	165°	120°
White		—	—	160°	120°

**Notes for Table 2:**

- Spectral half-width is the spectral bandwidth at 50% of the peak intensity.
- Total angle at which 90% of total luminous flux is captured.
- Viewing angle is the off axis angle from the LED centerline where the luminous intensity is  $\frac{1}{2}$  of the peak value.

## Electrical and Thermal Characteristics

Table 3. Electrical and thermal characteristics for LUXEON MultiColor Module 2.5W at 120mA,  $T_j=25^\circ\text{C}$ .

COLOR	PART NUMBER	FORWARD VOLTAGE <sup>[1]</sup> ( $V_f$ )			TYPICAL TEMPERATURE COEFFICIENT OF FORWARD VOLTAGE <sup>[2]</sup> (mV/ $^\circ\text{C}$ )	TYPICAL THERMAL RESISTANCE—JUNCTION TO SOLDER PAD ( $^\circ\text{C}/\text{W}$ )
		MINIMUM	TYPICAL	MAXIMUM		
Red	L1MC-RGBx08050xMP0	1.80	2.10	2.50	-2.0	20
Green		2.80	3.15	3.30	-2.0	55
Blue		2.80	3.00	3.20	-1.4	25
White		2.80	3.00	3.20	-1.4	28

**Notes for Table 3:**

- Lumileds maintains a tolerance of  $\pm 0.1\text{V}$  on forward voltage measurements.
- Measured between  $25^\circ\text{C}$  and  $85^\circ\text{C}$ .

# Absolute Maximum Ratings

Table 4. Absolute maximum ratings for LUXEON MultiColor Module 2.5W.

PARAMETER	RED	GREEN	BLUE	WHITE
DC Forward Current (single color light) <sup>[1]</sup>	250mA	240mA	240mA	240mA
DC Forward Current (all colors on) <sup>[1]</sup>	250mA	180mA	240mA	200mA
Peak Pulsed Forward Current <sup>[1, 2]</sup>	300mA	300mA	300mA	240mA
LED Junction Temperature <sup>[1]</sup> (DC & Pulse)	125°C	125°C	125°C	125°C
ESD Sensitivity (JEDEC 22A-114)	Class 2			
LED Storage Temperature	-40°C to 100°C			
Soldering Temperature	JEDEC 020c 260°C			
Allowable Reflow Cycles	3			
Reverse Voltage ( $V_{reverse}$ )	LUXEON MultiColor Module 2.5W LEDs are not designed to be driven in reverse bias			

**Notes for Table 4:**

1. Proper current derating must be observed to maintain the junction temperature below the maximum allowable junction temperature.
2. At 0.01ms pulse on time test with a pulse period of 0.1ms.

# Characteristic Curves

## Spectral Power Distribution Characteristics

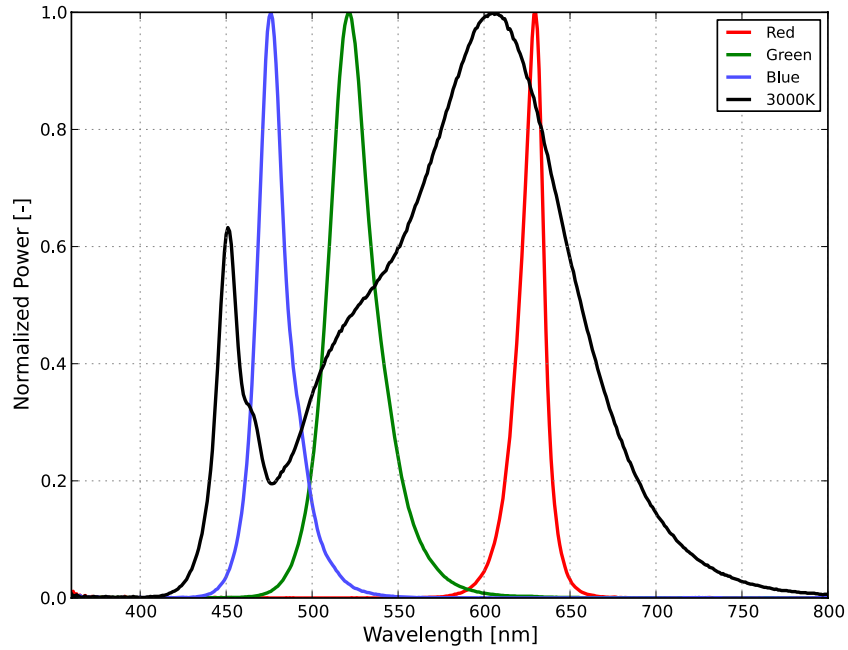


Figure 1. Typical normalized power vs. wavelength for LUXEON MultiColor Module 2.5W at 120mA,  $T_j=25^{\circ}\text{C}$ .

## Light Output Characteristics

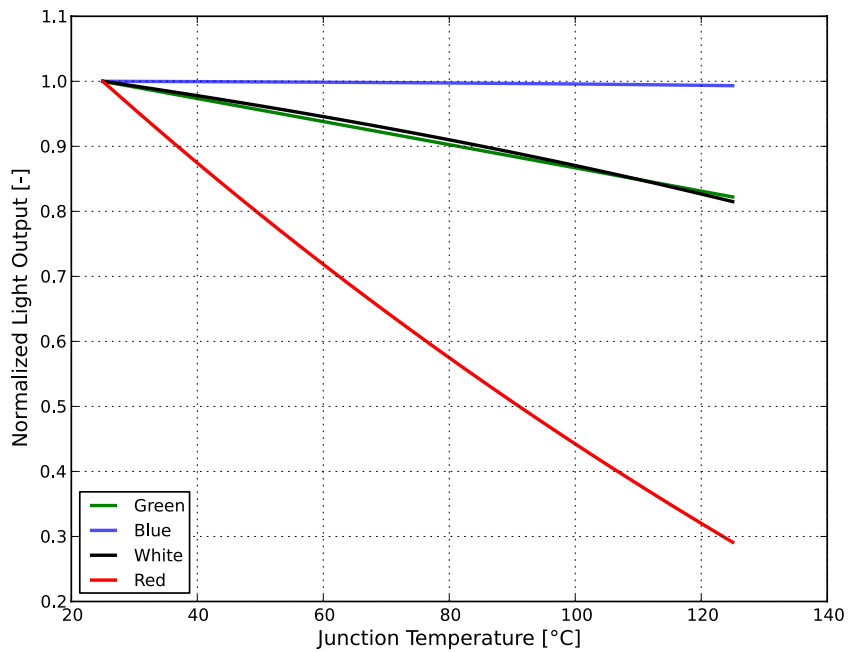


Figure 2. Typical normalized light output vs. junction temperature for LUXEON MultiColor Module 2.5W at 25mA.

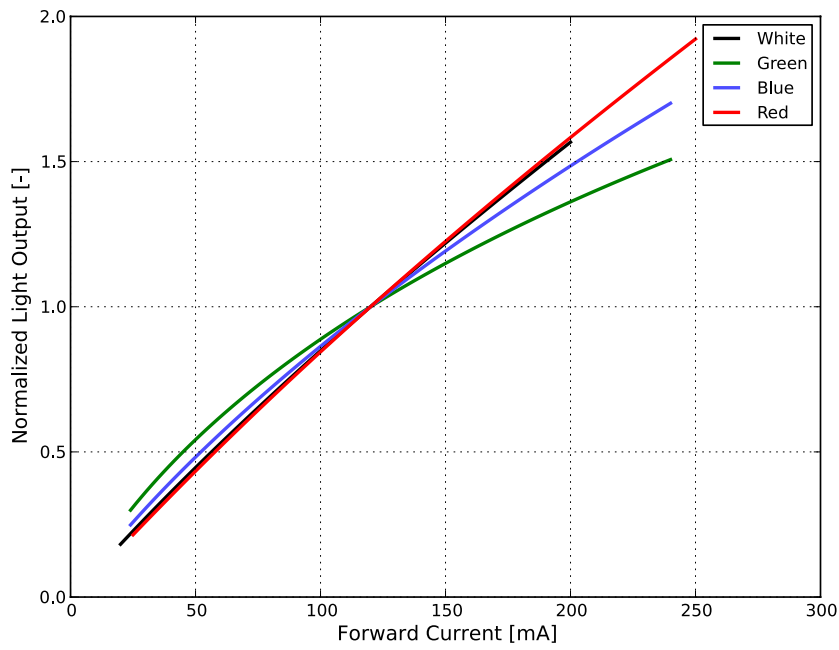


Figure 3. Typical normalized light output vs. forward current for LUXEON MultiColor Module 2.5W at  $T_j=25^\circ\text{C}$ .

## Forward Current Characteristics

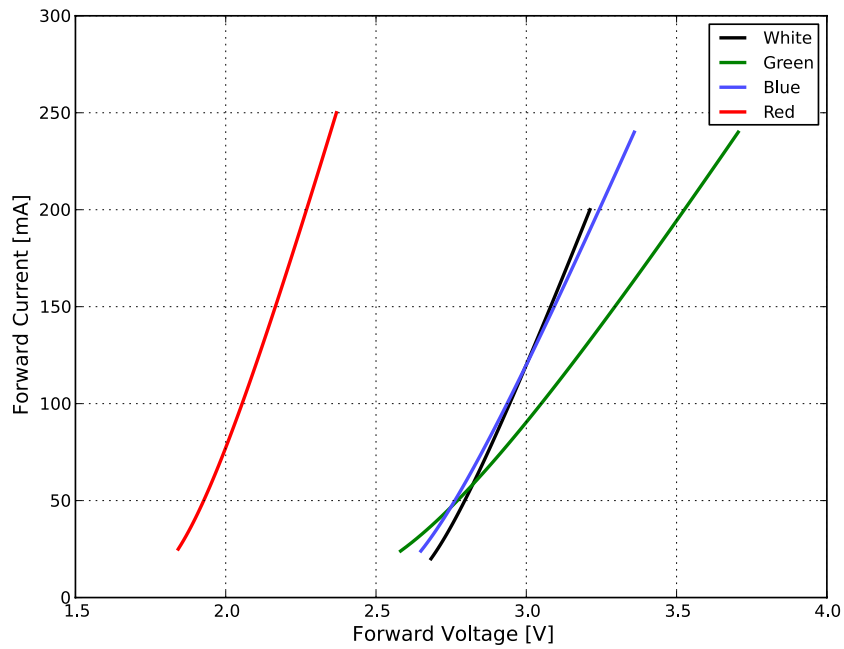


Figure 4. Typical forward current vs. forward voltage for LUXEON MultiColor Module 2.5W at  $T_j=25^\circ\text{C}$ .

# Radiation Pattern Characteristics

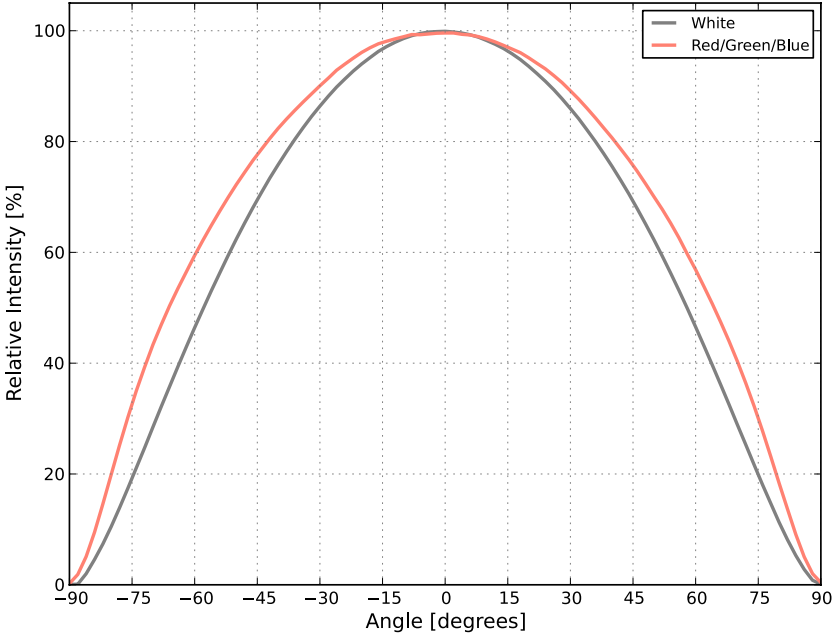


Figure 5a. Typical radiation pattern along x-axis for LUXEON MultiColor Module 2.5W at 120mA, T<sub>j</sub>=25°C.

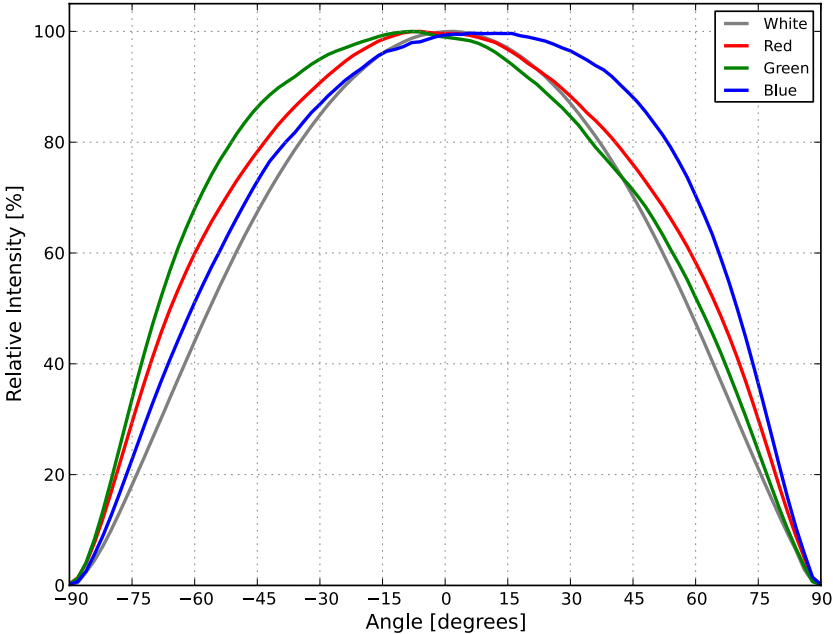


Figure 5b. Typical radiation pattern along y-axis for LUXEON MultiColor Module 2.5W at 120mA, T<sub>j</sub>=25°C.

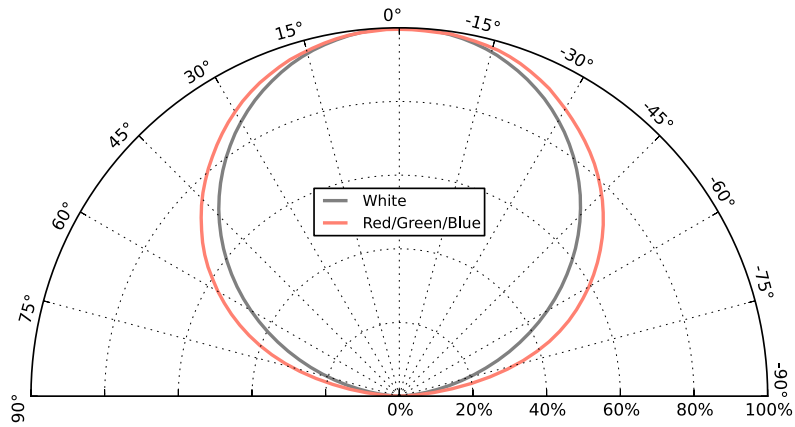


Figure 6a. Typical polar radiation pattern along x-axis for LUXEON MultiColor Module 2.5W at 120mA,  $T_j=25^\circ\text{C}$ .

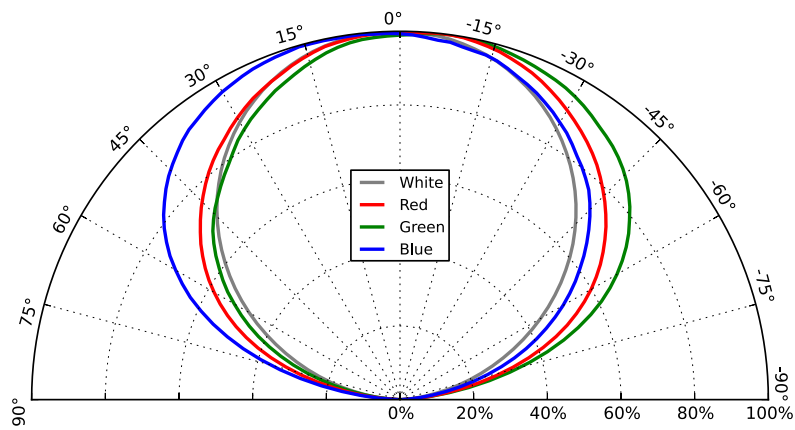


Figure 6b. Typical polar radiation pattern along y-axis for LUXEON MultiColor Module 2.5W at 120mA,  $T_j=25^\circ\text{C}$ .

# Product Bin and Labeling Definitions

## Decoding Product Bin Labeling

In the manufacturing of semiconductor products, there are variations in performance around the average values given in the technical datasheet. For this reason, Lumileds bins LED components for luminous flux or radiometric power, color point, peak wavelength or dominant wavelength, and forward voltage.

LUXEON MultiColor Module 2.5W LEDs are labeled using a 16-digit alphanumeric CAT code following the format below:

- A B C** – Red
- D E F** – Green
- J K L** – Blue
- M N P** – White

Where:

- A D J M** – designates luminous flux bin (example: R=15 to 23 lm, H=35 to 40 lm, C=14 to 21 lm, W=48 to 60 lm)
- B E K N** – designates color bin for white LED (example: 43=3-step McAdam ellipse); dominant wavelength bin for red, green, and blue LED (example: Red 10=618 to 625nm, Green 20=520 to 525nm, Blue 30=470 to 475nm)
- C F L P** – designates forward voltage bin (example: A=1.80 to 2.50V, B=2.80 to 3.30V, C=2.80 to 3.20V)

Therefore, a LUXEON MultiColor Module 2.5W with the characteristics below has the following CAT codes:

- Red – lumen range of 15 to 23 lm, dominant wavelength of 618 to 625nm, and forward voltage range of 1.80 to 2.50V
- Green – lumen range of 40 to 45 lm, dominant wavelength of 520 to 525nm, and forward voltage range of 2.80 to 3.30V
- Blue – lumen range of 7 to 14 lm, dominant wavelength of 470 to 475nm, and forward voltage range of 2.80 to 3.20V
- White – lumen range of 48 to 60 lm, 3-step McAdam ellipse, and forward voltage range of 2.80 to 3.20V

- R 1 0 A** – Red
- J 2 0 B** – Green
- B 3 0 C** – Blue
- W 4 3 C** – White

## Luminous Flux Bins

Table 5 lists the standard luminous flux bins for LUXEON MultiColor Module 2.5W LEDs. Although several bins are outlined, product availability in a particular bin varies by production run and by product performance. Not all bins are available in all CCTs.

Table 5. Luminous flux bin definitions for LUXEON MultiColor Module 2.5W.

COLOR	BIN	LUMINOUS FLUX <sup>(1)</sup> (lm)	
		MINIMUM	MAXIMUM
Red	R	15	23
Green	G	30	35
	H	35	40
	J	40	45
Blue	B	7	14
	C	14	21
White	W	48	60
	X	53	65

Notes for Table 5:

1. Lumileds maintains a tolerance of  $\pm 7.5\%$  on luminous flux measurements.

## Color Bin Definitions

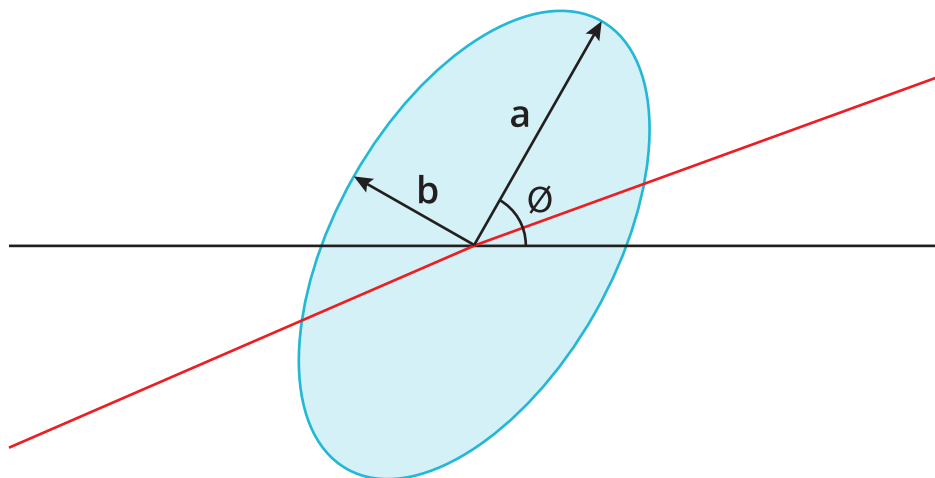


Figure 7. 3- and 5-step MacAdam ellipse illustration for Table 6.

Table 6. 3- and 5-step MacAdam ellipse color bin definitions for LUXEON MultiColor Module 2.5W.

NOMINAL CCT	COLOR SPACE	CENTER POINT <sup>(1)</sup> (cx, cy)	MAJOR AXIS, a	MINOR AXIS, b	ELLIPSE ROTATION ANGLE, $\theta$
3000K	Single 3-step MacAdam ellipse	(0.4338, 0.4030)	0.00834	0.00408	53.22°
	Single 5-step MacAdam ellipse		0.01390	0.00680	
4000K	Single 3-step MacAdam ellipse	(0.3818, 0.3797)	0.00939	0.00402	53.72°
	Single 5-step MacAdam ellipse		0.01565	0.00670	

Notes for Table 6:

1. Lumileds maintains a tolerance of  $\pm 0.005$  on x and y coordinates in the CIE 1931 color space.

Table 7. MacAdam ellipse color bin definitions for LUXEON MultiColor Module 2.5W.

BIN	SDCM
43	3-step MacAdam ellipse
44	5-step MacAdam ellipse

## Dominant Wavelength Bins

Table 8. Dominant wavelength bins for LUXEON MultiColor Module 2.5W at 120mA,  $T_j=25^\circ\text{C}$ .

COLOR	BIN	DOMINANT WAVELENGTH <sup>(1)</sup> (nm)	
		MINIMUM	MAXIMUM
Red	10	618	625
Green	20	520	525
	21	525	530
	22	530	535
Blue	3A	465	470
	30	470	475
	31	475	480

Notes for Table 8:

1. Lumileds maintains a tolerance of  $\pm 1\text{nm}$  on dominant wavelength measurements.

## Forward Voltage Bins

Table 9. Forward voltage bin definitions for LUXEON MultiColor Module 2.5W.

BIN	BIN	FORWARD VOLTAGE <sup>(1)</sup> ( $V_f$ )	
		MINIMUM	MAXIMUM
Red	A	1.80	2.50
Green	B	2.80	3.30
Blue	C	2.80	3.20
White			

Notes for Table 9:

1. Lumileds maintains a tolerance of  $\pm 0.1\text{V}$  on forward voltage measurements.

# Mechanical Dimensions

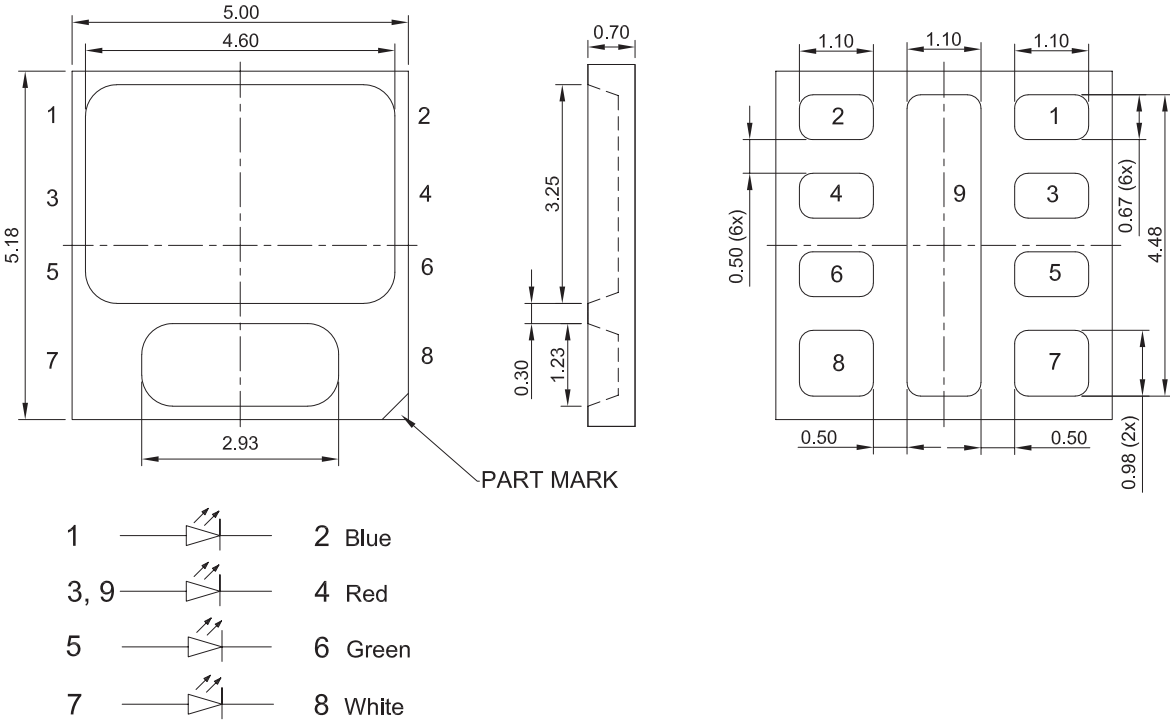


Figure 8. Mechanical dimensions for LUXEON MultiColor Module 2.5W.

Notes for Figure 8:  
 1. Drawings are not to scale.  
 2. All dimensions are in millimeters.

# Reflow Soldering Guidelines

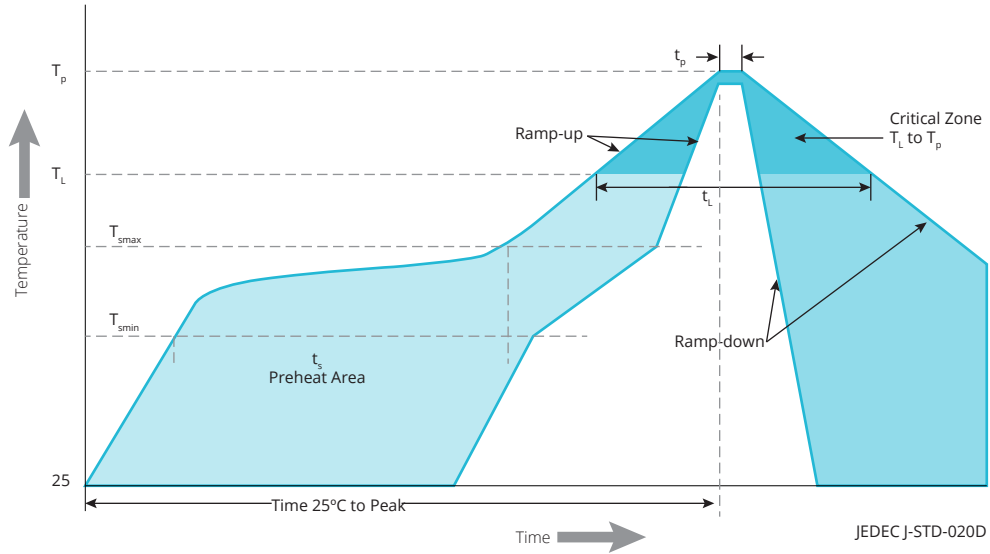


Figure 9. Visualization of the acceptable reflow temperature profile as specified in Table 10.

Table 10. Reflow profile characteristics for LUXEON MultiColor Module 2.5W.

PROFILE FEATURE	LEAD-FREE ASSEMBLY
Preheat Minimum Temperature ( $T_{smin}$ )	150°C
Preheat Maximum Temperature ( $T_{smax}$ )	200°C
Preheat Time ( $t_{smin}$ to $t_{smax}$ )	60 to 120 seconds
Ramp-Up Rate ( $T_L$ to $T_p$ )	3°C / second maximum
Liquidus Temperature ( $T_L$ )	217°C
Time Maintained Above Temperature $T_L$ ( $t_L$ )	60 to 150 seconds
Peak / Classification Temperature ( $T_p$ )	260°C
Time Within 5°C of Peak Temperature ( $t_p$ )	20 to 40 seconds
Ramp-Down Rate ( $T_p$ to $T_L$ )	6°C / second maximum
Time 25°C to Peak Temperature	8 minutes maximum

## JEDEC Moisture Sensitivity

Table 11. Moisture sensitivity levels for LUXEON MultiColor Module 2.5W.

LEVEL	FLOOR LIFE		SOAK REQUIREMENTS STANDARD	
	TIME	CONDITIONS	TIME	CONDITIONS
3	168 Hours	≤30°C / 60% RH	192 Hours +5 / -0	30°C / 60% RH



## About Lumileds

Companies developing automotive, mobile, IoT and illumination lighting applications need a partner who can collaborate with them to push the boundaries of light. With over 100 years of inventions and industry firsts, Lumileds is a global lighting solutions company that helps customers around the world deliver differentiated solutions to gain and maintain a competitive edge. As the inventor of Xenon technology, a pioneer in halogen lighting and the leader in high performance LEDs, Lumileds builds innovation, quality and reliability into its technology, products and every customer engagement. Together with its customers, Lumileds is making the world better, safer, more beautiful—with light.

To learn more about our lighting solutions, visit [lumileds.com](http://lumileds.com).



©2020 Lumileds Holding B.V. All rights reserved.  
LUXEON is a registered trademark of the Lumileds Holding B.V. in the United States and other countries.  
[lumileds.com](http://lumileds.com)

Neither Lumileds Holding B.V. nor its affiliates shall be liable for any kind of loss of data or any other damages, direct, indirect or consequential, resulting from the use of the provided information and data. Although Lumileds Holding B.V. and/or its affiliates have attempted to provide the most accurate information and data, the materials and services information and data are provided "as is," and neither Lumileds Holding B.V. nor its affiliates warrants or guarantees the contents and correctness of the provided information and data. Lumileds Holding B.V. and its affiliates reserve the right to make changes without notice. You as user agree to this disclaimer and user agreement with the download or use of the provided materials, information and data. A listing of Lumileds product/patent coverage may be accessed at [lumileds.com/patents](http://lumileds.com/patents).