

## 5 to 15W AC-DC Board Mount Power Supplies

### Features

- ◆ Small Size and lightweight
- ◆ PC board Mountable
- ◆ Low Cost
- ◆ Universal Input Voltage
- ◆ UL Class II Approved
- ◆ Wide input range
- ◆ No external components needed



### Key Market Segments & Applications

- ◆ Factory Automation
- ◆ Printers and motor drives
- ◆ Kiosks



Specifications		KPS-5	KPS-10	KPS-15
Input Voltage range	-	85 - 264VAC (47 - 63Hz) or 110 - 370VDC*		
Inrush Current (115 / 230VAC)	A	20/40		
Input Current (115/230VAC)	A	0.13 / 0.07	0.27 / 0.13	0.4 / 0.2
Temperature Coefficient	-	±0.05%/°C		
Voltage Accuracy	-	±1%		
Minimum Load	A	None		
Load Regulation	-	±1% (10% to 100% load)		
Line Regulation (1)	-	±0.5%		
Ripple & Noise (2)	mV	1% or 50mV whichever is greater		
Short Circuit Protection	-	Continuous - hiccup mode		
Overvoltage Protection	V	130-150%		
Hold Up Time (Typ@115VAC)	ms	8	16	16
LED Indicator	-	Green LED = OK		
Operating Temperature	-	0 to +70°C, derate linearly to 25% load from 40°C to 70°C		
Storage Temperature	-	-20 to +85°C		
Humidity (non condensing)	-	10 - 95% RH		
Cooling	-	Convection		
Withstand Voltage	-	Input to Output 3kVAC		
Vibration (non operating)	-	23.52m/s <sup>2</sup> (10 - 55Hz: constant sweep 1 min X, Y, Z for 1 hour)		
Shock	-	< 196.1 m/s <sup>2</sup> (20G)		
Safety Agency Approvals	-	UL60950-1, CSA60950-1, EN60950-1, Class II, CE Mark		
Conducted & Radiated EMI	-	EN55022-B, FCC Class B		
Immunity	-	EN61000-4 -2, -3, -4, -5, -6		
Weight (Typ)	g (oz)	29g (1oz)	60g (2oz)	80g (2.8oz)
Size (WxLxH; H above pcb)	in.	1.38 x 2.17 x 0.79	1.77 x 2.56 x 0.91	1.89 x 2.75 x 0.91
Warranty	-	One Year		

\*Safety certified for AC input only.

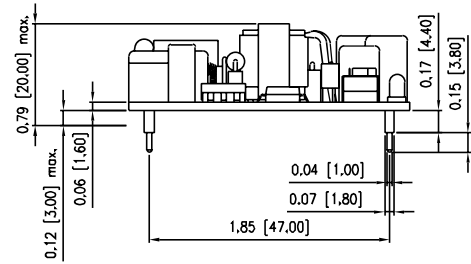
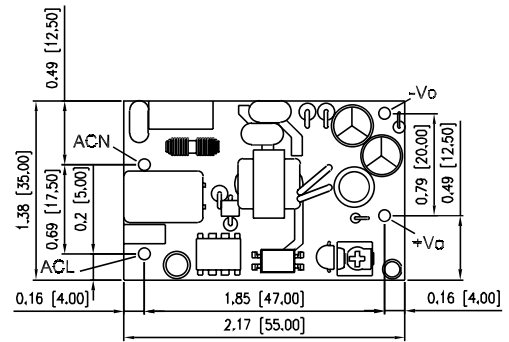
Notes:

- (1) KPS-5 Measured from 100 - 240VAC
- (2) Measured with 0.1uF ceramic & 10uF electrolytic at 20MHz BW

## Model Selector (other voltages available)

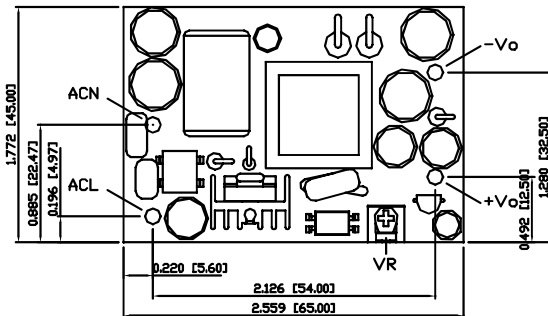

Model	Output Voltage (V)	Maximum Output (A)	Peak Load (A)(3)	Output Pwr (W)	Effic (%)
KPS5-3R3	3.3	1.25	-	4.1	70
KPS5-5	5.0	1.00	-	5.0	70
KPS5-12	12.0	0.42	-	5.0	70
KPS5-15	15.0	0.33	-	5.0	70
KPS5-24	24.0	0.23	-	5.5	77
KPS10-3R3	3.3	2.50	3.80	8.3	65
KPS10-5	5.0	2.00	2.80	10.0	70
KPS10-12	12.0	0.84	1.20	10.1	75
KPS10-15	15.0	0.67	1.00	10.1	75
KPS10-24	24.0	0.42	0.65	10.1	78
KPS15-3R3	3.3	3.00	4.50	9.9	70
KPS15-5	5.0	3.00	4.50	15.0	73
KPS15-12	12.0	1.25	1.80	15.0	80
KPS15-15	15.0	1.00	1.50	15.0	80
KPS15-24	24.0	0.63	0.95	15.1	82

## KPS5 Outline Drawing

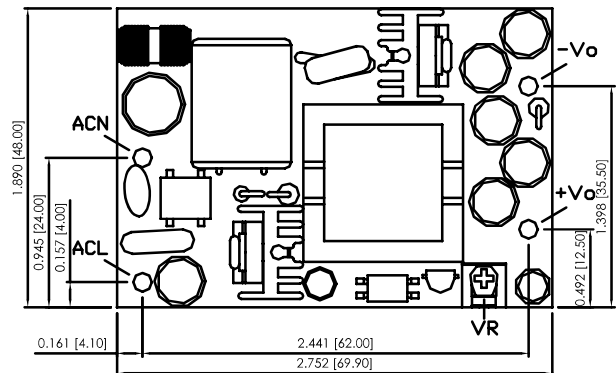
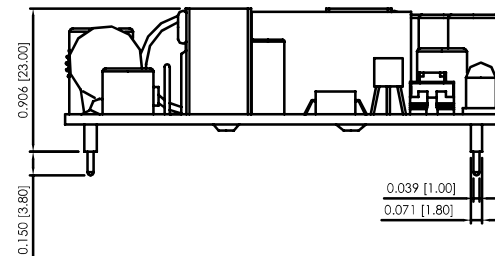


All Dimensions are in inches[mm]  
Tolerances: XX±.02[X±.5] unless otherwise noted

## KPS10 Outline Drawing



## KPS15 Outline Drawing



## Other Industrial Products

ZP	40W & 60W, 2x4" footprint
NV175	175W, 3x5", 1-5 outputs
ZWS	5 to 240W, single output

For Additional Information, please visit  
[us.tdk-lambda.com/lp/products/kps-series.htm](http://us.tdk-lambda.com/lp/products/kps-series.htm)

