


Low Profile, High Current IHLP® Inductors



Manufactured under one or more of the following:
US Patents; 6,198,375/6,204,744/6,449,829/6,460,244.
 Several foreign patents, and other patents pending.

STANDARD ELECTRICAL SPECIFICATIONS

L ₀ INDUCTANCE ± 20 % AT 100 kHz, 0.25 V, 0 A (μH)	DCR TYP. 25 °C (mΩ)	DCR MAX. 25 °C (mΩ)	HEAT RATING CURRENT DC TYP. (A) ⁽³⁾	SATURATION CURRENT DC TYP. (A) ⁽⁴⁾
0.33	0.61	0.67	75.5	55
0.47	0.78	0.87	64.5	62
0.56	0.83	0.91	61	66
0.82	0.98	1.08	56.5	45
1.0	1.21	1.27	55.5	32
1.5	1.54	1.62	48	31
2.2	1.85	1.98	43.5	28
3.3	2.79	2.93	35	27
4.7	3.98	4.18	30	21
5.6	4.23	4.44	28	21
6.8	5.86	6.15	22.5	18.5
8.2	7.71	8.10	21	18
10.0	8.89	9.33	19	17
15.0	13.7	14.4	14	12
22.0	20.0	21.0	12	9.5
33.0	35.1	37.0	10.7	9
47.0	40.7	42.7	8.7	8.6
56.0	55	57.8	7.2	4.2
68.0	72.1	75.7	6.1	4.5
82.0	87.3	91.7	5.5	4.5
100.0	105	110	5.0	4.0

Notes

- (1) All test data is referenced to 25 °C ambient
- (2) Operating temperature range - 55 °C to + 125 °C
- (3) DC current (A) that will cause an approximate ΔT of 40 °C
- (4) DC current (A) that will cause L₀ to drop approximately 20 %
- (5) The part temperature (ambient + temp. rise) should not exceed 125 °C under worst case operating conditions. Circuit design, component placement, PWB trace size and thickness, airflow and other cooling provisions all affect the part temperature. Part temperature should be verified in the end application.

FEATURES

- Shielded construction
- Frequency range up to 750 kHz
- Lowest DCR/μH, in this package size
- Handles high transient current spikes without saturation
- Ultra low buzz noise, due to composite construction
- Compliant to RoHS Directive 2002/95/EC
- Halogen-free according to IEC 61249-2-21 definition

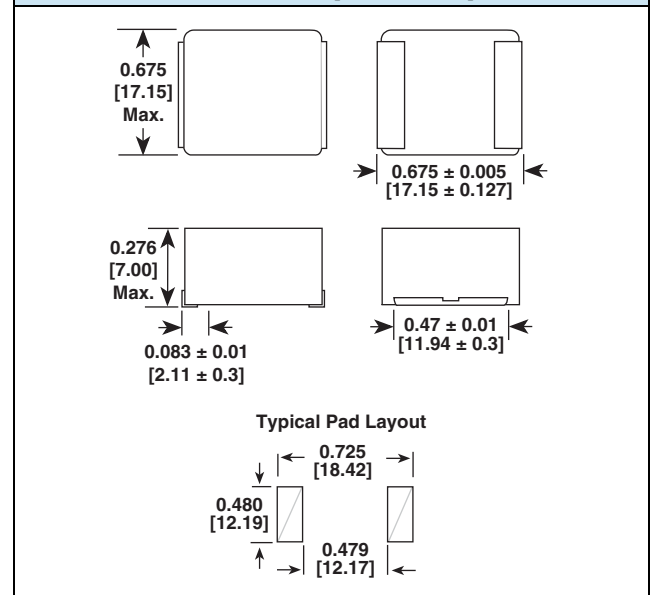


RoHS
COMPLIANT
HALOGEN
FREE

APPLICATIONS

- PDA/notebook/desktop/server applications
- High current POL converters
- Low profile, high current power supplies
- Battery powered devices
- DC/DC converters in distributed power systems
- DC/DC converter for Field Programmable Gate Array (FPGA)

DIMENSIONS in inches [millimeters]



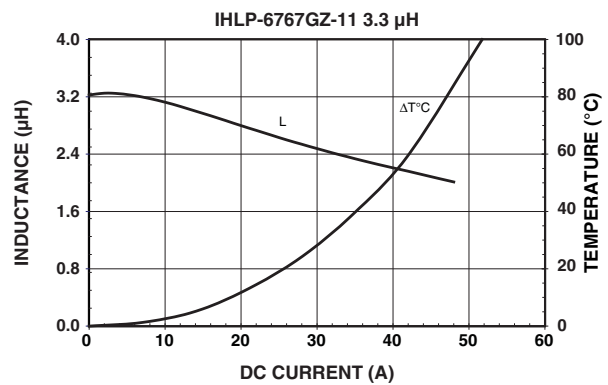
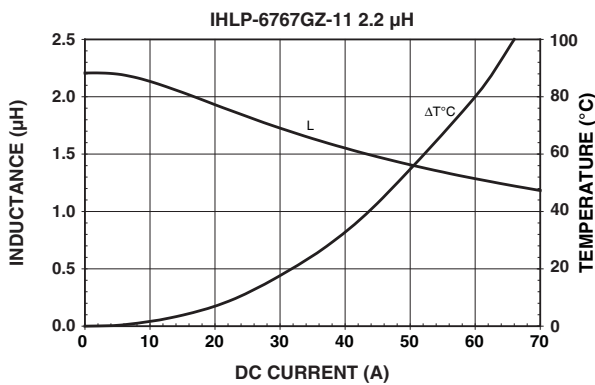
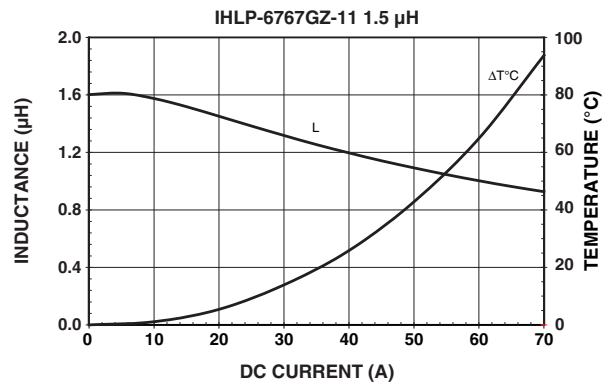
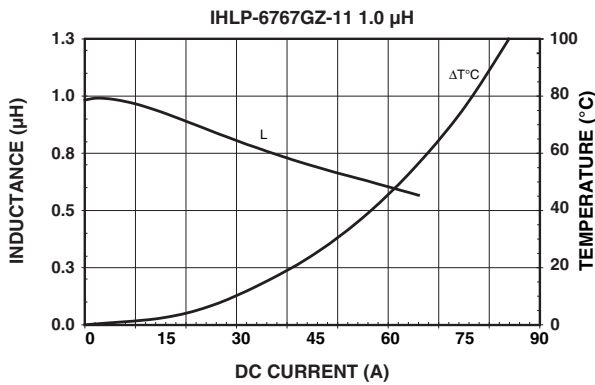
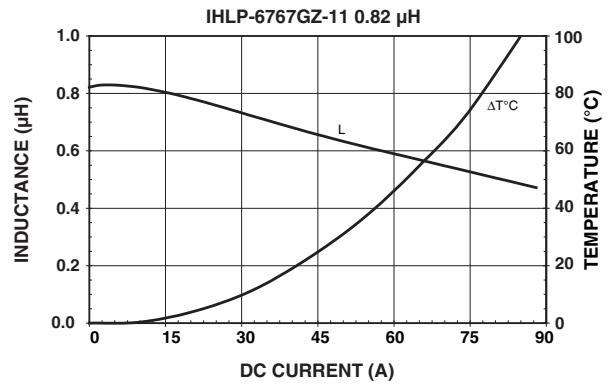
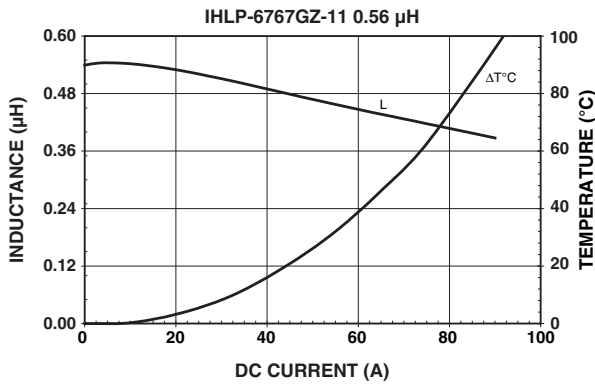
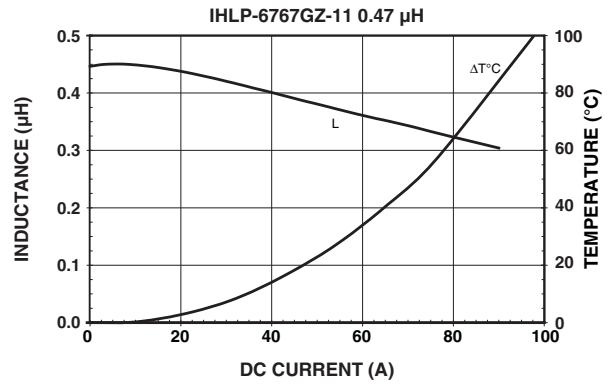
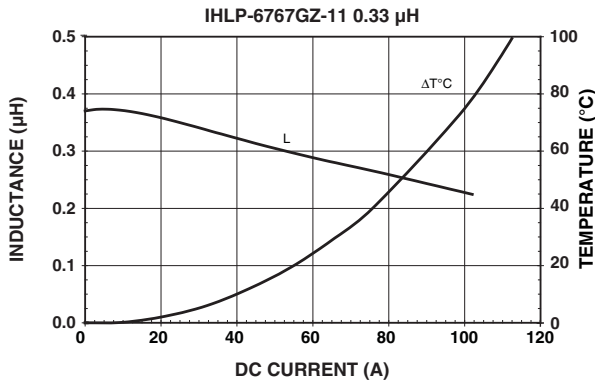
DESCRIPTION

IHLP-6767GZ-11	4.7 μH	± 20 %	ER	e3
MODEL	INDUCTANCE VALUE	INDUCTANCE TOLERANCE	PACKAGE CODE	JEDEC LEAD (Pb)-FREE STANDARD

GLOBAL PART NUMBER

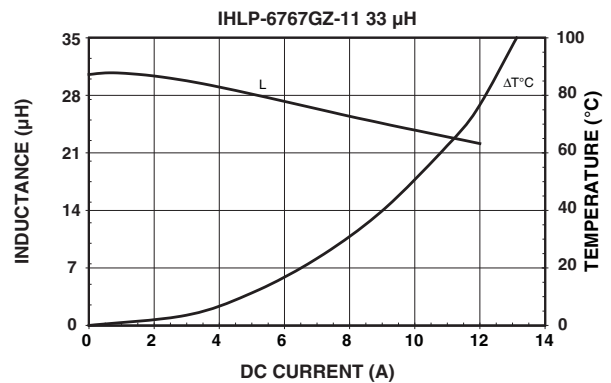
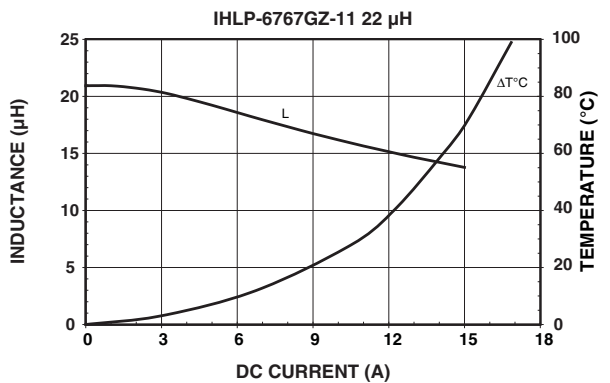
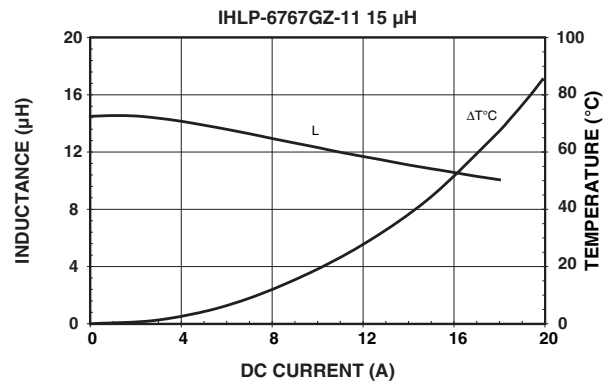
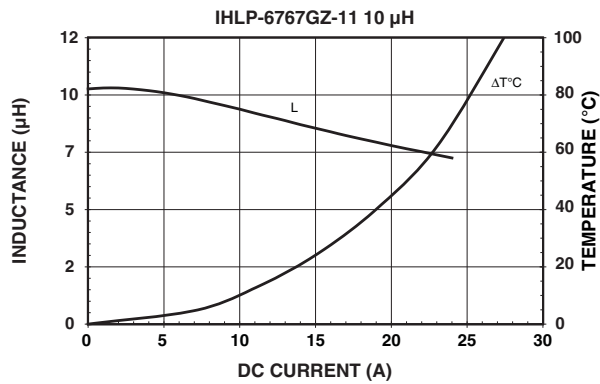
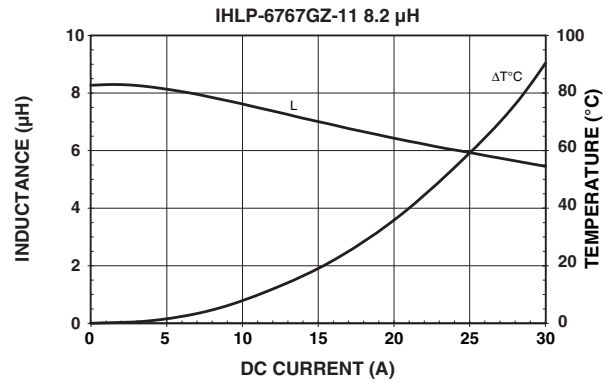
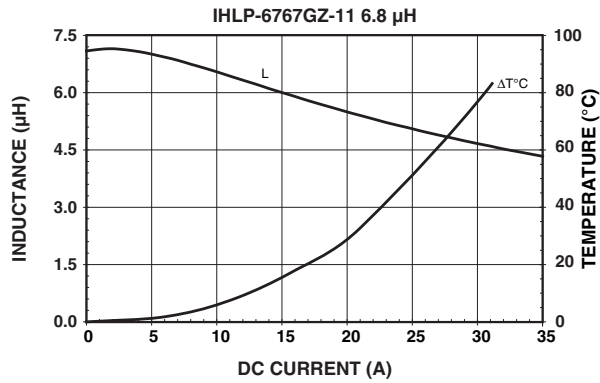
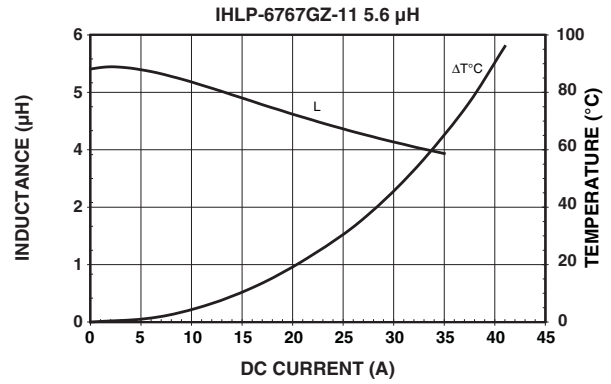
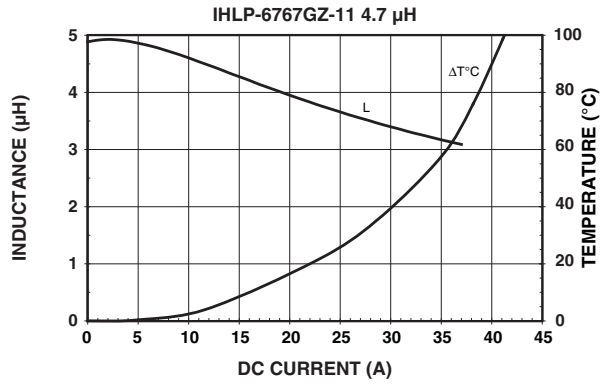
I	H	L	P	6	7	6	7	G	Z	E	R	4	R	7	M	1	1
PRODUCT FAMILY				SIZE				PACKAGE CODE		INDUCTANCE VALUE		TOL.		SERIES			

PERFORMANCE GRAPHS

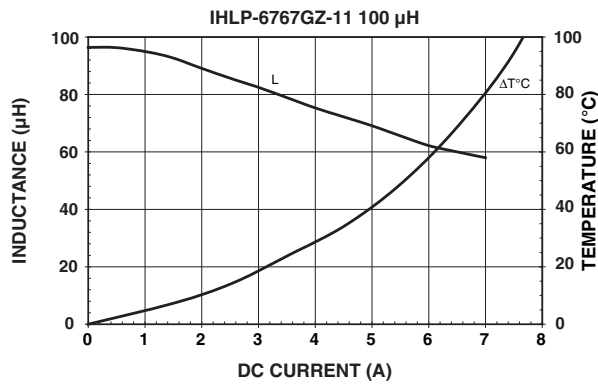
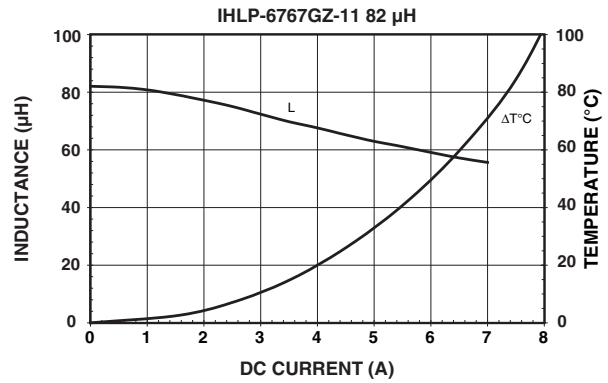
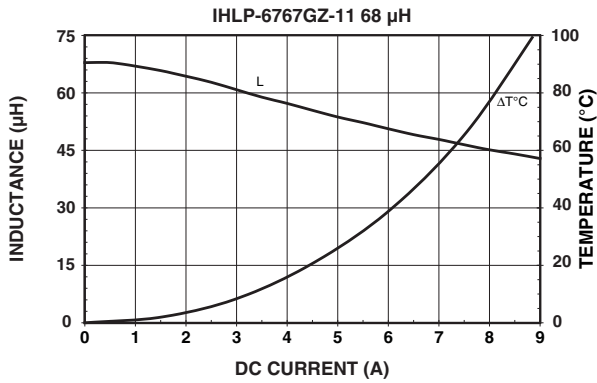
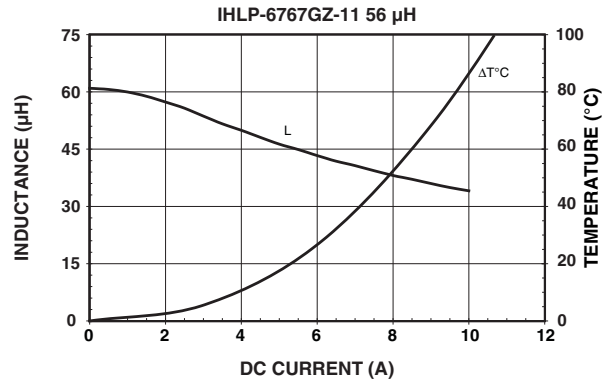
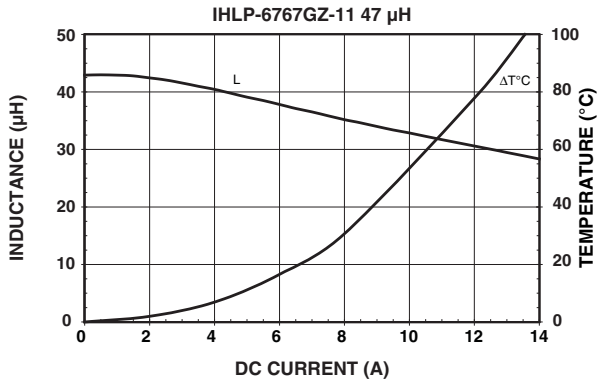




PERFORMANCE GRAPHS



PERFORMANCE GRAPHS



SMD Magnetics Packaging Methods

TAPE AND REEL in inches [millimeters]											
MODEL	PACKAGE CODE			REEL SIZE	CARRIER TAPE WIDTH (W)	COMPONENT PITCH (P)	UNITS/ REEL	PACKAGE CODE			UNITS/ BULK
	PREVIOUS CODE	GLOBAL CODE LEAD (Pb)- BEARING	GLOBAL CODE LEAD (Pb)-FREE					PREVIOUS CODE	GLOBAL CODE LEAD (Pb)- BEARING	GLOBAL CODE LEAD (Pb)-FREE	
IHLP-1212AB	-	-	ER	13	0.472 [12.0]	0.315 [8.0]	3000	-	-	-	-
IHLP-1212AE	-	-	ER	13	0.472 [12.0]	0.315 [8.0]	3000	-	-	-	-
IHLP-1212BZ	-	-	ER	13	0.472 [12.0]	0.315 [8.0]	3000	-	-	-	-
IHLP-1616AB	-	-	ER	13	0.472 [12.0]	0.315 [8.0]	4000	-	-	EB	100
IHLP-1616BZ	-	-	ER	13	0.472 [12.0]	0.315 [8.0]	4000	-	-	EB	100
IHLP-2020AB	-	-	ER	13	0.472 [12.0]	0.315 [8.0]	4000	-	-	EB	100
IHLP-2020BZ	-	-	ER	13	0.472 [12.0]	0.315 [8.0]	2000	-	-	EB	100
IHLP-2020CZ	-	-	ER	13	0.472 [12.0]	0.315 [8.0]	2000	-	-	EB	100
IHLP-2525AH	-	-	ER	13	0.630 [16.0]	0.315 [8.0]	2000	-	-	EB	100
IHLP-2525BD	-	-	ER	13	0.630 [16.0]	0.315 [8.0]	2000	-	-	EB	100
IHLP-2525CZ	-	-	ER	13	0.630 [16.0]	0.315 [8.0]	2000	-	-	EB	100
IHLP-2525EZ	-	-	ER	13	0.630 [16.0]	0.472 [12.0]	500	-	-	EB	100
IHLP-3232CZ	-	-	ER	13	0.630 [16.0]	0.472 [12.0]	1000	-	-	EB	100
IHLP-3232DZ	-	-	ER	13	0.630 [16.0]	0.472 [12.0]	500	-	-	EB	100
IHLP-4040DZ	-	-	ER	13	0.945 [24.0]	0.630 [16.0]	500	-	-	EB	100
IHLP-5050CE	-	-	ER	13	0.945 [24.0]	0.630 [16.0]	500	-	-	EB	100
IHLP-5050EZ	-	-	ER	13	0.945 [24.0]	0.630 [16.0]	250	-	-	EB	100
IHLP-5050FD	-	-	ER	13	0.945 [24.0]	0.630 [16.0]	250	-	-	EB	100
IHLP-6767DZ	-	-	ER	13	0.945 [24.0]	0.945 [24.0]	250	-	-	EB	100
IHLP-6767GZ	-	-	ER	13	0.945 [24.0]	0.945 [24.0]	200	-	-	EB	100
IHLM-2525CZ	-	-	ER	13	0.630 [16.0]	0.315 [8.0]	2000	-	-	EB	100
IHLW-4040CF	-	-	ER	13	0.945 [24.0]	0.630 [16.0]	500	-	-	EB	100
IHLW-5050CE	-	-	ER	13	0.945 [24.0]	0.630 [16.0]	500	-	-	EB	100
IFLP-4040DZ	-	-	ER	13	0.945 [24.0]	0.630 [16.0]	500	-	-	EB	100
IFSC-0806AZ	-	-	ER	7	0.315 [8.0]	0.157 [4.0]	2000	-	-	-	-
IFSC-1008AB	-	-	ER	7	0.315 [8.0]	0.157 [4.0]	2000	-	-	-	-
IFSC-1111AZ	-	-	ER	7	0.315 [8.0]	0.157 [4.0]	2000	-	-	-	-
IFSC-1111AB	-	-	ER	7	0.315 [8.0]	0.157 [4.0]	2000	-	-	-	-
IFSC-1515AH	-	-	ER	13	0.472 [12.0]	0.315 [8.0]	2000	-	-	-	-
IHSM-3825	RC2	RE	ER	13	0.945 [24.0]	0.472 [12.0]	750	P09	PJ	EB	100
IHSM-4825	RC2	RE	ER	13	0.945 [24.0]	0.472 [12.0]	750	P09	PJ	EB	100
IHSM-5832	RC3	RF	ER	13	1.26 [32.0]	0.472 [12.0]	500	P09	PJ	EB	100
IHSM-7832	RC4	RG	ER	13	1.73 [44.0]	0.472 [12.0]	500	P09	PJ	EB	100
IDC-2512	-	-	ER	13	0.630 [16.0]	0.315 [8.0]	2000	-	-	-	-
IDC-5020	-	-	ER	13	0.630 [16.0]	0.472 [12.0]	500	-	-	-	-
IDC-7328	-	-	ER	13	0.945 [24.0]	0.945 [24.0]	250	-	-	-	-
IDCS-2512	-	-	ER	13	0.630 [16.0]	0.315 [8.0]	2000	-	-	-	-
IDCS-5020	-	-	ER	13	0.630 [16.0]	0.472 [12.0]	500	-	-	-	-
IDCS-7328	-	-	ER	13	0.945 [24.0]	0.945 [24.0]	250	-	-	-	-
IDCP-1813	-	-	ER	13	0.472 [12.0]	0.315 [8.0]	2000	-	-	-	-
IDCP-2218	-	-	ER	13	0.472 [12.0]	0.315 [8.0]	1500	-	-	-	-
IDCP-3114	-	-	ER	13	0.630 [16.0]	0.472 [12.0]	1000	-	-	-	-
IDCP-3020	-	-	ER	13	0.630 [16.0]	0.472 [12.0]	1000	-	-	-	-
IDCP-3722	-	-	ER	13	0.945 [24.0]	0.472 [12.0]	500	-	-	-	-
IDCP-3916	-	-	ER	13	0.945 [24.0]	0.472 [12.0]	500	-	-	-	-
IFCB-0402	-	-	ER	7	0.315 [8.0]	0.079 [2.0]	10 000	-	-	-	-
IFCB-0603	-	-	ER	7	0.315 [8.0]	0.157 [4.0]	5000	-	-	-	-



TAPE AND REEL in inches [millimeters]											
MODEL	PACKAGE CODE			REEL SIZE	CARRIER TAPE WIDTH (W)	COMPONENT PITCH (P)	UNITS/REEL	PACKAGE CODE			UNITS/BULK
	PREVIOUS CODE	GLOBAL CODE LEAD (Pb)-BEARING	GLOBAL CODE LEAD (Pb)-FREE					PREVIOUS CODE	GLOBAL CODE LEAD (Pb)-BEARING	GLOBAL CODE LEAD (Pb)-FREE	
ILC-0402	-	-	ER	7	0.315 [8.0]	0.079 [2.0]	10 000	-	-	-	-
ILC-0603	-	-	ER	7	0.315 [8.0]	0.157 [4.0]	4000	-	-	-	-
ILC-0805	-	-	ER	7	0.315 [8.0]	0.157 [4.0]	4000	-	-	-	-
IMC-0402	-	-	ER	7	0.315 [8.0]	0.079 [2.0]	10 000	-	-	-	-
IMC-0402-01	-	-	ER	7	0.315 [8.0]	0.079 [2.0]	10 000	-	-	-	-
IMC-0603	-	-	ER	7	0.315 [8.0]	0.157 [4.0]	4000	-	-	-	-
IMC-0603-01	-	-	ER	7	0.315 [8.0]	0.079 [2.0]	3000	-	-	-	-
IMC-0805	-	-	ER	7	0.315 [8.0]	0.157 [4.0]	3000	-	-	-	-
IMC-0805-01	-	-	ER	7	0.315 [8.0]	0.157 [4.0]	2000	-	-	-	-
IMC-1008	-	-	ER	7	0.315 [8.0]	0.157 [4.0]	2000	-	-	-	-
IMC-1210	R98/RB3 R99/RB4	SY/AN SZ/R9	ER/ET ES/EU	7 13	0.315 [8.0] 0.315 [8.0]	0.157 [4.0] 0.157 [4.0]	2000 7500	B13	BN	EB	500
IMC-1210-100	R98/RB3 R99/RB4	SY/AN SZ/R9	ER/ET ES/EU	7 13	0.315 [8.0] 0.315 [8.0]	0.157 [4.0] 0.157 [4.0]	2000 7500	B13	BN	EB	500
IMC-1812	R73/R92 R13/R91	RV/RX RQ/RW	ER/ET ES/EU	7 13	0.472 [12.0] 0.472 [12.0]	0.315 [8.0] 0.315 [8.0]	500 2000	B13	BN	EB	500
IMCH-1812	-	-	ER	7	0.472 [12.0]	0.315 [8.0]	500	-	-	-	-
IMC-2220	-	-	ER	13	0.630 [16.0]	0.472 [12.0]	1000	-	-	-	-
ISC-1008	-	-	ER	13	0.472 [12.0]	0.157 [4.0]	750	-	-	-	-
ISC-1210	R98/RB3 R99/RB4	SY/AN SZ/R9	ER/ET ES/EU	7 13	0.315 [8.0] 0.315 [8.0]	0.157 [4.0] 0.157 [4.0]	2000 7500	B13	BN	EB	500
ISC-1812	R73/R92 R13/R91	RV/RX RQ/RW	ER/ET ES/EU	7 13	0.472 [12.0] 0.472 [12.0]	0.315 [8.0] 0.315 [8.0]	500 2000	B13	BN	EB	500
ICM-0805	-	-	ER	7	0.315 [8.0]	0.157 [4.0]	2000	-	-	-	-
ICM-1206	-	-	ER	7	0.315 [8.0]	0.157 [4.0]	2000	-	-	-	-
ICM-2824	-	-	ER	13	0.630 [16.0]	0.472 [12.0]	2000	-	-	-	-
ICM-3528	-	-	ER	13	0.945 [24.0]	0.472 [12.0]	900	-	-	-	-
ICM-4743	-	-	ER	13	0.945 [24.0]	0.630 [16.0]	500	-	-	-	-
ILSB-0603	-	-	ER	7	0.315 [8.0]	0.157 [4.0]	4000	-	-	-	-
ILSB-0805 (0.047 µH to 2.2 µH)	-	-	ER	7	0.315 [8.0]	0.157 [4.0]	4000	-	-	-	-
ILSB-0805 (2.7 µH to 33 µH)	-	-	ER	7	0.315 [8.0]	0.157 [4.0]	3000	-	-	-	-
ILSB-1206	-	-	ER	7	0.315 [8.0]	0.157 [4.0]	3000	-	-	-	-
ILBB-0402	-	-	ER	7	0.315 [8.0]	0.157 [4.0]	10 000	-	-	-	-
ILBB-0603	-	-	ER	7	0.315 [8.0]	0.157 [4.0]	4000	-	-	-	-
ILBB-0805	-	-	ER	7	0.315 [8.0]	0.157 [4.0]	4000	-	-	-	-
ILB-1206	-	-	ER ES	7 13	0.315 [8.0] 0.315 [8.0]	0.157 [4.0] 0.157 [4.0]	3000 10 000	-	-	-	-
ILBB-1210	-	-	ER	7	0.315 [8.0]	0.157 [4.0]	2000	-	-	-	-
ILBB-1806	-	-	ER	7	0.472 [12.0]	0.157 [4.0]	2000	-	-	-	-
ILBB-1812	-	-	ER	7	0.472 [12.0]	0.157 [4.0]	1000	-	-	-	-
ILHB-0603	-	-	ER	7	0.315 [8.0]	0.157 [4.0]	4000	-	-	-	-
ILHB-0805	-	-	ER	7	0.315 [8.0]	0.157 [4.0]	4000	-	-	-	-
ILHB-1206	-	-	ER	7	0.315 [8.0]	0.157 [4.0]	3000	-	-	-	-
ILHB-1806	-	-	ER	7	0.315 [8.0]	0.157 [4.0]	2000	-	-	-	-
ILHB-1812	-	-	ER	7	0.315 [8.0]	0.157 [4.0]	1000	-	-	-	-
ILAS-1206	-	-	ER	7	0.315 [8.0]	0.157 [4.0]	3000	-	-	-	-
LPE-3325	R94	RY	ER	13	0.945 [24.0]	0.472 [12.0]	1000	S51	SM	EB	10
LPE-4841	R94	RY	ER	13	0.945 [24.0]	0.630 [16.0]	600	S51	SM	EB	10
LPE-5047	R94	RY	ER	13	0.945 [24.0]	0.630 [16.0]	600	S51	SM	EB	10
LPE-6562	R94	RY	ER	13	1.26 [32.0]	0.787 [20.0]	300	S51	SM	EB	10
LPE-6855	R94	RY	ER	13	1.26 [32.0]	0.787 [20.0]	450	S51	SM	EB	10
LPE-3325-CST	-	-	ER	13	0.945 [24.0]	0.472 [12.0]	1000	-	-	EB	10
LPT-3535	RC5	RH	ER	13	0.945 [24.0]	0.630 [16.0]	600	S51	SM	EB	10
LPT-4545	RC5	RH	ER	13	0.945 [24.0]	0.630 [16.0]	600	S51	SM	EB	10



Disclaimer

ALL PRODUCT, PRODUCT SPECIFICATIONS AND DATA ARE SUBJECT TO CHANGE WITHOUT NOTICE TO IMPROVE RELIABILITY, FUNCTION OR DESIGN OR OTHERWISE.

Vishay Intertechnology, Inc., its affiliates, agents, and employees, and all persons acting on its or their behalf (collectively, "Vishay"), disclaim any and all liability for any errors, inaccuracies or incompleteness contained in any datasheet or in any other disclosure relating to any product.

Vishay makes no warranty, representation or guarantee regarding the suitability of the products for any particular purpose or the continuing production of any product. To the maximum extent permitted by applicable law, Vishay disclaims (i) any and all liability arising out of the application or use of any product, (ii) any and all liability, including without limitation special, consequential or incidental damages, and (iii) any and all implied warranties, including warranties of fitness for particular purpose, non-infringement and merchantability.

Statements regarding the suitability of products for certain types of applications are based on Vishay's knowledge of typical requirements that are often placed on Vishay products in generic applications. Such statements are not binding statements about the suitability of products for a particular application. It is the customer's responsibility to validate that a particular product with the properties described in the product specification is suitable for use in a particular application. Parameters provided in datasheets and/or specifications may vary in different applications and performance may vary over time. All operating parameters, including typical parameters, must be validated for each customer application by the customer's technical experts. Product specifications do not expand or otherwise modify Vishay's terms and conditions of purchase, including but not limited to the warranty expressed therein.

Except as expressly indicated in writing, Vishay products are not designed for use in medical, life-saving, or life-sustaining applications or for any other application in which the failure of the Vishay product could result in personal injury or death. Customers using or selling Vishay products not expressly indicated for use in such applications do so at their own risk. Please contact authorized Vishay personnel to obtain written terms and conditions regarding products designed for such applications.

No license, express or implied, by estoppel or otherwise, to any intellectual property rights is granted by this document or by any conduct of Vishay. Product names and markings noted herein may be trademarks of their respective owners.

Material Category Policy

Vishay Intertechnology, Inc. hereby certifies that all its products that are identified as RoHS-Compliant fulfill the definitions and restrictions defined under Directive 2011/65/EU of The European Parliament and of the Council of June 8, 2011 on the restriction of the use of certain hazardous substances in electrical and electronic equipment (EEE) - recast, unless otherwise specified as non-compliant.

Please note that some Vishay documentation may still make reference to RoHS Directive 2002/95/EC. We confirm that all the products identified as being compliant to Directive 2002/95/EC conform to Directive 2011/65/EU.

Vishay Intertechnology, Inc. hereby certifies that all its products that are identified as Halogen-Free follow Halogen-Free requirements as per JEDEC JS709A standards. Please note that some Vishay documentation may still make reference to the IEC 61249-2-21 definition. We confirm that all the products identified as being compliant to IEC 61249-2-21 conform to JEDEC JS709A standards.