


High Current, Shielded, Surface Mount Inductor


FEATURES

- High energy storage
- Low resistance
- Magnetically shielded
- Tape and reel packaging for automatic handling
- 100 % lead (Pb)-free and RoHS compliant


RoHS
COMPLIANT

ELECTRICAL SPECIFICATIONS
Inductance Range: 1.0 μ H to 10 000 μ H, tested at 1.0 Vrms

Inductance Tolerance: 20 %, tighter tolerances available upon request

Operating Temperature: - 40 °C to + 125 °C

Resistance to Solder Heat: 260 °C for 10 seconds

MATERIALS
Core: Ferrite

Wire: Enamelled copper wire

Base: Ceramic

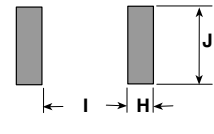
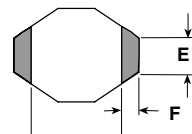
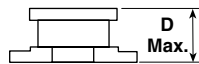
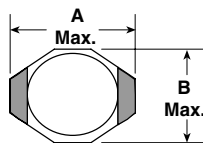
Terminal: Gold over Nickel

Adhesive: Epoxy resin

STANDARD ELECTRICAL SPECIFICATIONS

INDUCTANCE (μ H)	TOLERANCE	TEST FREQUENCY L (kHz)	DCR MAXIMUM (Ohms)	RATED DC CURRENT* (Amps)
1.0	± 20 %	100	0.040	3.0
1.5	± 20 %	100	0.045	2.8
2.2	± 20 %	100	0.050	1.8
3.3	± 20 %	100	0.055	1.6
4.7	± 20 %	100	0.060	1.4
6.8	± 20 %	100	0.065	1.2
10	± 20 %	100	0.075	1.0
15	± 20 %	100	0.090	0.80
22	± 20 %	100	0.11	0.70
33	± 20 %	100	0.19	0.60
47	± 20 %	100	0.23	0.50
68	± 20 %	100	0.29	0.40
100	± 20 %	100	0.48	0.30
150	± 20 %	100	0.59	0.26
220	± 20 %	100	0.77	0.22
330	± 20 %	100	1.4	0.20
470	± 20 %	100	1.8	0.19
680	± 20 %	100	2.2	0.18
1000	± 20 %	100	3.4	0.15
1500	± 20 %	100	4.2	0.12
2200	± 20 %	100	8.5	0.10
3300	± 20 %	100	11.0	0.08
4700	± 20 %	100	13.9	0.06
6800	± 20 %	100	25.0	0.04
10 000	± 20 %	100	32.8	0.02

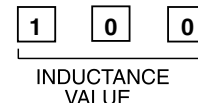
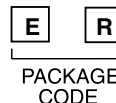
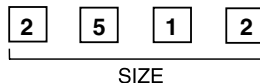
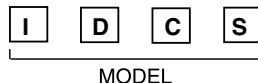
* 30 °C temperature rise

DIMENSIONS in inches [millimeters]


A (Max.)	B (Max.)	D (Max.)	E	F	G	H	I	J
0.260 [6.60]	0.175 [4.45]	0.115 [2.92]	0.050 [1.27]	0.040 [1.02]	0.170 [4.32]	0.055 [1.40]	0.160 [4.06]	0.140 [3.56]

DESCRIPTION

IDCS-2512	10 μ H	20 %	ER	e4
MODEL	INDUCTANCE VALUE	INDUCTANCE TOLERANCE	PACKAGE CODE	JEDEC LEAD (Pb)-FREE STANDARD

GLOBAL PART NUMBER




Disclaimer

All product specifications and data are subject to change without notice.

Vishay Intertechnology, Inc., its affiliates, agents, and employees, and all persons acting on its or their behalf (collectively, "Vishay"), disclaim any and all liability for any errors, inaccuracies or incompleteness contained herein or in any other disclosure relating to any product.

Vishay disclaims any and all liability arising out of the use or application of any product described herein or of any information provided herein to the maximum extent permitted by law. The product specifications do not expand or otherwise modify Vishay's terms and conditions of purchase, including but not limited to the warranty expressed therein, which apply to these products.

No license, express or implied, by estoppel or otherwise, to any intellectual property rights is granted by this document or by any conduct of Vishay.

The products shown herein are not designed for use in medical, life-saving, or life-sustaining applications unless otherwise expressly indicated. Customers using or selling Vishay products not expressly indicated for use in such applications do so entirely at their own risk and agree to fully indemnify Vishay for any damages arising or resulting from such use or sale. Please contact authorized Vishay personnel to obtain written terms and conditions regarding products designed for such applications.

Product names and markings noted herein may be trademarks of their respective owners.