



HTEC8-160-01-S-DV-A

HTEC8-130-01-S-DV-A-WT

HTEC8-120-01-L-DV-A

**HTEC8 SERIES**

**(0.80 mm) .0315"**

# RUGGED HIGH-SPEED EDGE CARD SOCKET

## SPECIFICATIONS

For complete specifications and recommended PCB layouts see [www.samtec.com?HTEC8](http://www.samtec.com?HTEC8)

**Insulator Material:**

Black LCP

**Contact Material:**

Copper Alloy

**Plating:**

Au or Sn over

50 μm (1.27 μm) Ni

**Operating Temp Range:**

-55 °C to +125 °C

**Current Rating:**

3.0 A per pin

(2 pins powered)

**Voltage Rating:**

215 VAC

**RoHS Compliant:**

Yes

Mates with:  
(1.60 mm) .062"  
thick card

Mates with  
(1.60 mm)  
.062" card

Accepts  
non-chamfered  
edge cards  
due to rugged  
tucked beam technology

Weld tab  
option

(0.80 mm)  
.0315" pitch



## PROCESSING

**Lead-Free Solderable:**

Yes

**SMT Lead Coplanarity:**

(0.10 mm) .004" max (20-60)

(0.13 mm) .005" max (80-100)\*

\*(.004" stencil solution may be available; contact IPG@samtec.com)

## RECOGNITIONS

For complete scope of recognitions see [www.samtec.com/quality](http://www.samtec.com/quality)



20, 30, 40, 50, 60, 80, 100

**-L**  
= 10 μm (0.25 μm)  
Gold on contact,  
Matte Tin on tail

**-S**  
= 30 μm (0.76 μm)  
Gold on contact,  
Matte Tin on tail

Leave blank for no Alignment Pin

**-A**  
= Alignment Pin

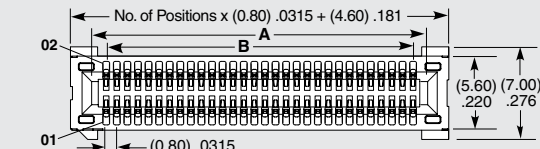
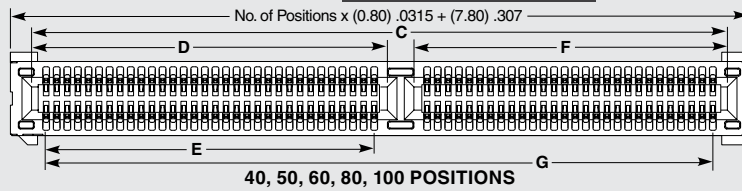
**-WT**  
= Weld Tab (-A option required)

**-K**  
= (7.00 mm) .276" DIA  
Polyimide Pick & Place Pad

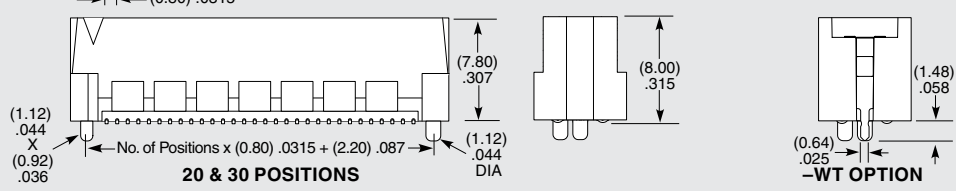
**-TR**  
= Tape & Reel (-20 thru 60 positions only) (Leave blank for tray)

**-FR**  
= Full Reel Tape & Reel (must order maximum quantity per reel; contact Samtec for quantity breaks) (-20 thru 60 positions only) (Leave blank for tray)

POSITIONS PER ROW	C	D	E	F	G
40	(36.60) 1.440	(18.90) .744	(16.80) .661	(15.70) .618	(34.40) 1.354
50	(44.60) 1.756	(22.90) .902	(20.80) .819	(19.70) .776	(42.40) 1.669
60	(52.60) 2.071	(26.90) 1.059	(24.80) .976	(23.70) .933	(50.40) 1.984
80	(68.60) 2.701	(26.90) 1.059	(24.80) .976	(39.70) 1.563	(66.40) 2.614
100	(84.60) 3.331	(26.90) 1.059	(24.80) .976	(55.70) 2.193	(82.40) 3.244



POSITIONS PER ROW	A	B
20	(17.40) .685	(15.20) 5.98
30	(25.40) 1.000	(23.20) .913



**Notes:**  
Some sizes, styles and options are non-standard, non-returnable.

Due to technical progress, all designs, specifications and components are subject to change without notice.

[WWW.SAMTEC.COM](http://WWW.SAMTEC.COM)

All parts within this catalog are built to Samtec's specifications. Customer specific requirements must be approved by Samtec and identified in a Samtec customer-specific drawing to apply.