

# HONEYWELL

*See full Datasheet below...*

**onlinecomponents.com**  
*THE ONLINE DISTRIBUTOR OF ELECTRONIC COMPONENTS*

**BUY NOW**

 **MASTER**<sup>TM</sup>  
E L E C T R O N I C S

**BUY NOW**

masterelectronics.com & onlinecomponents.com  
are **authorized** e-commerce distributors  
of electronic components.



# HOA086X/087X

## Transmissive Sensor

### ELECTRICAL CHARACTERISTICS (25°C unless otherwise noted)

PARAMETER	SYMBOL	MIN	TYP	MAX	UNITS	TEST CONDITIONS
<b>IR EMITTER</b>						
Forward Voltage	$V_F$		1.6		V	$I_F=20\text{ mA}$
Reverse Leakage Current	$I_R$		10		$\mu\text{A}$	$V_R=3\text{ V}$
<b>DETECTOR</b>						
Collector-Emitter Breakdown Voltage	$V_{(BR)CEO}$	30			V	$I_C=100\ \mu\text{A}$
Emitter-Collector Breakdown Voltage	$V_{(BR)ECO}$	5.0			V	$I_E=100\ \mu\text{A}$
Collector Dark Current	$I_{CEO}$		100		nA	$V_{CE}=10\text{ V}, I_F=0$
<b>COUPLED CHARACTERISTICS</b>						
On-State Collector Current	$I_{C(ON)}$				mA	
Parameter A (HOA0860/0865/0870/0875)		0.5				$V_{CE}=10, I_F=20\text{ mA}$
Parameter B (HOA0861/0866/0871/0876)		1.0				$V_{CE}=5\text{ V}, I_F=10\text{ mA}$
Parameter C (HOA0862/0867/0872/0877)		1.8				$V_{CE}=0.6, I_F=20\text{ mA}$
Collector-Emitter Saturation Voltage	$V_{CE(SAT)}$				V	
Parameter A (HOA0860/0865/0870/0875)			0.4			$I_C=0.4\text{ mA}, I_F=20\text{ mA}$
Parameter B (HOA0860/0866/0871/0876)			0.4			$I_C=0.8\text{ mA}, I_F=10\text{ mA}$
Parameter C (HOA0862/0867/0872/0877)			0.6			$I_C=1.8\text{ mA}, I_F=20\text{ mA}$
Rise And Fall Time	$t_r, t_f$		15		$\mu\text{s}$	$V_{CC}=5\text{ V}, I_C=1\text{ mA}$ $R_L=1000\ \Omega$

### ABSOLUTE MAXIMUM RATINGS

(25°C Free-Air Temperature unless otherwise noted)

Operating Temperature Range	-40°C to 85°C
Storage Temperature Range	-40°C to 85°C
Soldering Temperature (5 sec)	240°C

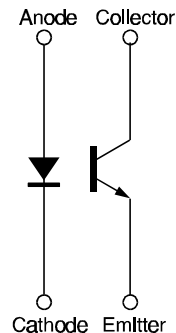
#### IR EMITTER

Power Dissipation	100 mW <sup>(1)</sup>
Reverse Voltage	3 V
Continuous Forward Current	50 mA

#### DETECTOR

Collector-Emitter Voltage	30 V
Emitter-Collector Voltage	5 V
Power Dissipation	100 mW <sup>(1)</sup>
Collector DC Current	30 mA

### SCHEMATIC



Honeywell reserves the right to make changes in order to improve design and supply the best products possible.

# Honeywell

# HOA086X/087X

## Transmissive Sensor

Fig. 1 IRED Forward Bias Characteristics

gra\_092.ds4

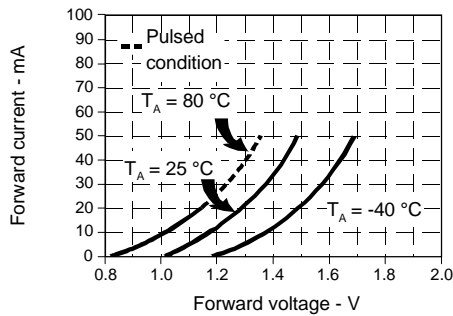


Fig. 2 Non-Saturated Switching Time vs Load Resistance

gra\_093.ds4

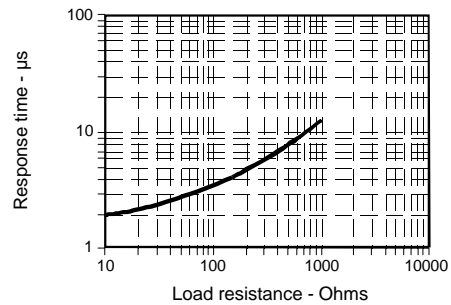


Fig. 3 Dark Current vs Temperature

gra\_301.cdr

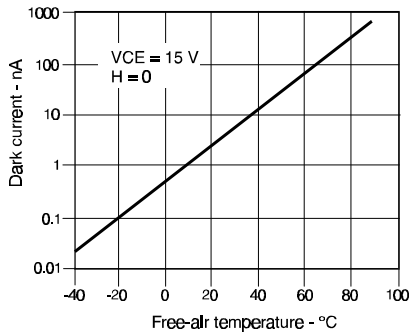
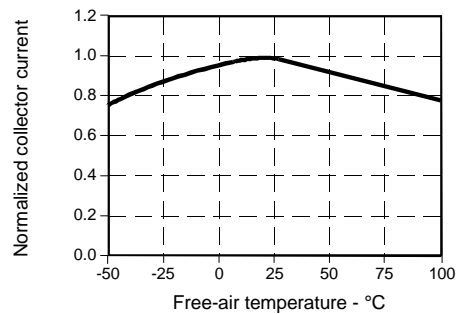


Fig. 4 Collector Current vs Ambient Temperature

gra\_095.ds4



All Performance Curves Show Typical Values

### PART NUMBER GUIDE

### HOA08XX-XXX

#### Housing Material

- 6 = Polysulfone, IR transmissive
- 7 = Polysulfone, opaque

#### Mechanical and Electrical Specifications

- 0 = Electrical Parameter A/lead spacing .320 in. (8.13 mm)
- 1 = Electrical Parameter B/lead spacing .320 in. (8.13 mm)
- 2 = Electrical Parameter C/lead spacing .320 in. (8.13 mm)
- 5 = Electrical Parameter A/lead spacing .220 in. (5.59 mm)
- 6 = Electrical Parameter B/lead spacing .220 in. (5.59 mm)
- 7 = Electrical Parameter C/lead spacing .220 in. (5.59 mm)

\*0.010 in. (.25 mm) aperture available with electrical Parameter A only

#### Aperture Width In Front Of Detector

- \*1 = 0.010 in. (0.25 mm)
- 5 = 0.050 in. (1.27 mm)
- Aperture length is 0.060 in. (1.52 mm)

#### Aperture Width In Front Of IRED

- 5 = 0.050 in. (1.27 mm)
- Aperture length is 0.060 in. (1.52 mm)

#### Mounting Configuration

- L = Single mounting tab, emitter side
- N = No mounting tabs
- P = Single mounting tab, detector side
- T = Two mounting tabs

**HOA086X/087X**  
Transmissive Sensor

---

Honeywell reserves the right to make changes in order to improve design and supply the best products possible.

**Honeywell**