

747842-4 ✓ ACTIVE

AMPLIMITE

TE Internal #: 747842-4

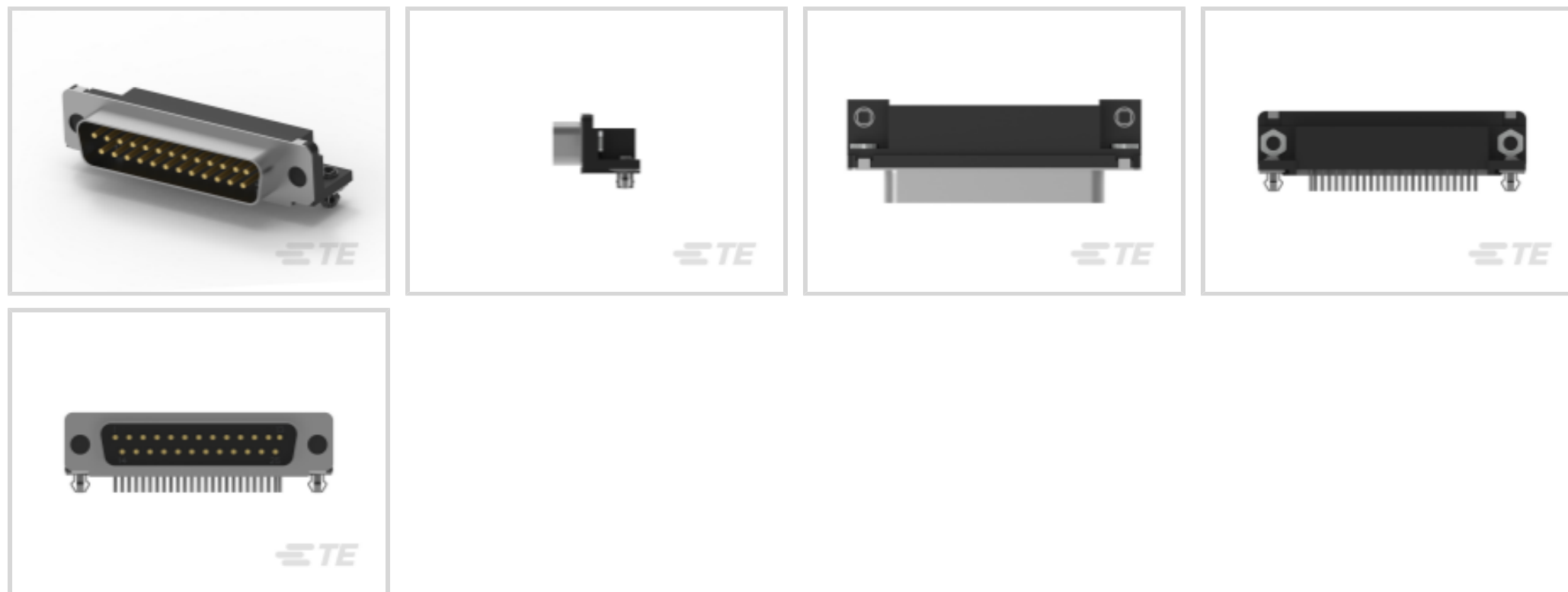
PCB D-Sub Connectors, Plug, Board-to-Board, 25 Position, 2.77 mm [.109 in] Centerline, 2 Row, 3 Connector Shell Size, Round, Standard Profile

[View on TE.com >](#)



Connectors > D-Shaped Connectors > D-Sub Connectors > PCB D-Sub Connectors >

D-Sub Plug Assembly: Standard, Right Angle, Shell Size 3, 2.74mm



Connector & Housing Type: **Plug**

Connector System: **Board-to-Board**

Number of Positions: **25**

Centerline (Pitch): **2.77 mm [.109 in]**

Number of Rows: **2**

[All D-Sub Plug Assembly: Standard, Right Angle, Shell Size 3, 2.74mm \(39\)](#)

Features

Product Type Features

Shell Material Configuration	Front Metal Shell
Ground Feature Type	Grounding Indents, Grounding Straps
Connector & Housing Type	Plug
Connector System	Board-to-Board
Connector Shell Size	3
Connector & Contact Terminates To	Printed Circuit Board

Configuration Features

Number of Positions	25
Number of Rows	2
PCB Mount Orientation	Right Angle

Body Features

Assembly Process Feature Material	Copper Alloy
-----------------------------------	--------------



Insert Material	Chromate
Mating Retention Feature Material	Zinc
Shell Plating Material	Tin
Primary Product Color	Black
Connector Profile	Standard

Contact Features

Contact Options	Installed
	30 µin
Contact Mating Area Plating Material	Gold, Gold Flash
Contact Underplating Material	Palladium Nickel
PCB Contact Termination Area Plating Material	Tin-Lead
Contact Base Material	Brass
Contact Shape & Form	Round
Contact Current Rating (Max)	6 A

Termination Features

Round Termination Post & Tail Diameter	.66 mm[.026 in]
Termination Post & Tail Length	3.18 mm[.125 in]
Termination Method to Printed Circuit Board	Through Hole - Solder

Mechanical Attachment

Mating Retention Feature Plating Material	Clear Chromate
Assembly Process Feature Plating Material	Tin-Lead over Nickel
Mounting Feature Plating Material	Tin over Copper Flash
Mounting Feature Material	Brass
Mounting Hole Diameter	3.18 mm[.125 in]
PCB Mount Retention	With
PCB Mount Retention Type	Boardlock
Mating Retention	With
Mating Retention Type	Threaded Insert, 4-40 UNC
Connector Mounting Type	Board Mount

Housing Features

Shell Material	Steel
Housing Material	Nylon or Polyester



Centerline (Pitch)	2.77 mm [.109 in]
--------------------	-------------------

Dimensions

PCB Thickness (Recommended)	1.57 mm [.062 in]
-----------------------------	-------------------

Row-to-Row Spacing	2.84 mm [.112 in]
--------------------	-------------------

Usage Conditions

Operating Temperature Range	-55 – 105 °C [-67 – 221 °F]
-----------------------------	-----------------------------

Operation/Application

Shielded	Yes
----------	-----

Circuit Application	Signal
---------------------	--------

Industry Standards

Compatible With Approved Standards Products	UL E28476
---	-----------

UL Flammability Rating	UL 94V-0
------------------------	----------

Packaging Features

Packaging Quantity	65
--------------------	----

Packaging Method	Tray
------------------	------

Product Compliance

[For compliance documentation, visit the product page on TE.com>](#)

EU RoHS Directive 2011/65/EU	Not Compliant
------------------------------	---------------

EU ELV Directive 2000/53/EC	Compliant with Exemptions
-----------------------------	---------------------------

China RoHS 2 Directive MIIT Order No 32, 2016	Restricted Materials Above Threshold
---	--------------------------------------

EU REACH Regulation (EC) No. 1907/2006	<p>Current ECHA Candidate List: JUNE 2024 (241)</p> <p>Candidate List Declared Against: JUNE 2024 (241)</p> <p>SVHC > Threshold:</p> <p>Pb (13% in Component Part)</p>
--	---

Article Safe Usage Statements:

Do not eat, drink or smoke when using this product. Wash thoroughly after handling. Recycle if possible and dispose of the article by following all applicable governmental regulations relevant to your geographic location.

Halogen Content	BFR/CFR/PVC Free, but Br/Cl >900 ppm in other sources.
-----------------	--

Solder Process Capability	Wave solder capable to 265°C
---------------------------	------------------------------

Product Compliance Disclaimer

This information is provided based on reasonable inquiry of our suppliers and represents our current actual knowledge based on the information they provided. This information is subject to change. The part numbers that TE has identified as EU RoHS compliant have a maximum concentration of 0.1% by weight in homogenous materials for lead, hexavalent

chromium, mercury, PBB, PBDE, DBP, BBP, DEHP, DIBP, and 0.01% for cadmium, or qualify for an exemption to these limits as defined in the Annexes of Directive 2011/65/EU (RoHS2). Finished electrical and electronic equipment products will be CE marked as required by Directive 2011/65/EU. Components may not be CE marked. Additionally, the part numbers that TE has identified as EU ELV compliant have a maximum concentration of 0.1% by weight in homogenous materials for lead, hexavalent chromium, and mercury, and 0.01% for cadmium, or qualify for an exemption to these limits as defined in the Annexes of Directive 2000/53/EC (ELV). Regarding the REACH Regulation, the information TE provides on SVHC in articles for this part number is based on the latest European Chemicals Agency (ECHA) 'Guidance on requirements for substances in articles' posted at this URL: <https://echa.europa.eu/guidance-documents/guidance-on-reach>

Compatible Parts



TE Part # CAT-AM7-248H5
IDC D-Sub: Receptacle Assembly,
Wire to Wire, Signal, 2.77 mm



TE Part # CAT-AM7-253
IDC D-Sub: Receptacle Assembly, Low
Profile, Signal, 2.77 mm



TE Part # CAT-AM7-248H6
IDC D-Sub: Receptacle Kit, Wire to
Wire, Signal, 2.74 mm

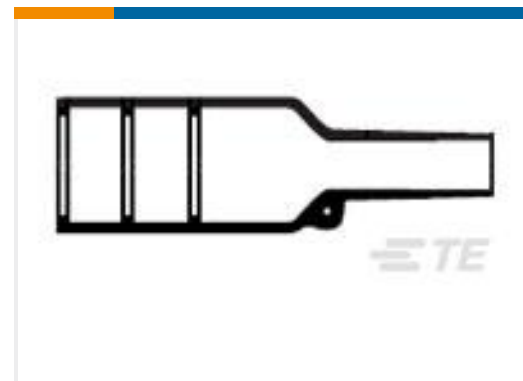


TE Part # 747548-8
KIT, RCPT, 25P, HDE, SHLD HDWRE

Customers Also Bought




TE Part #6609066-4
20AYO1=F7694 S0



TE Part #634051-000
202K121-25/225-0



TE Part #1-6609028-7
20VK1=F7147 S0



TE Part #35148
TERMINAL, PIDG R 12-10 4



TE Part #2-2176070-3
3521 82R 1% 2W



TE Part #292304-1
STD USB TYPE B, R/A, T/H



TE Part #1625854-3
0603 PROBE PAD



TE Part #1-2176092-8
RP 2A 0.25W 1K0 0.1% 25PPM 1K RL



TE Part #CONBNC001
BNC Jack 50 Ohm PCB Through Hole

Documents



Product Drawings

[25 MSFL PLUG RA 318 \(IN,FM,BL\)](#)

English

CAD Files

Customer View Model

[ENG_CVM_CVM_747842-4_W.2d_dxf.zip](#)

English

3D PDF

3D

Customer View Model

[ENG_CVM_CVM_747842-4_W.3d_igs.zip](#)

English

Customer View Model

[ENG_CVM_CVM_747842-4_W.3d_stp.zip](#)

English

By downloading the CAD file I accept and agree to the [Terms and Conditions](#) of use.

Product Specifications

[Application Specification](#)

English