

TOCOS[®] AMERICA INC. Surface Mount Trimming Potentiometers

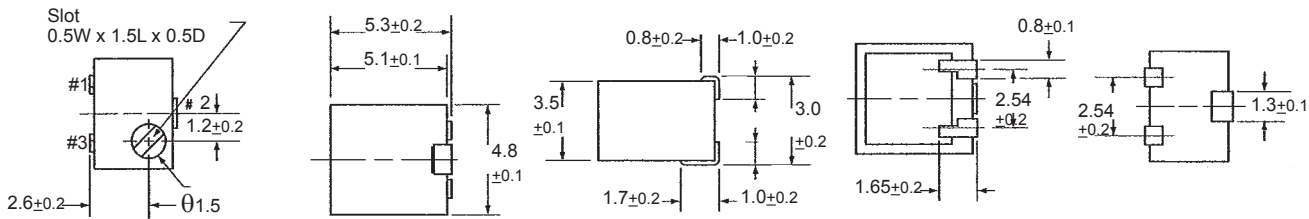


GV4 Series Specifications

Part Number Determination

GV4WTB102K					
GV4	W	T	B	102	K
SERIES	TERMINATION STYLE	PACKAGING	RESISTANCE TAPER	RESISTANCE	TOLERANCE
GV4=4mm Sq. Multi-Turn,	W=J-Hook, Top Adjust J=J-Hook, Side Adjust G=Gull-Wing, Side Adjust	T=Tape & Reel Blank=Bulk	B=Linear	2 Significant Digits + Multiplier 100=10ohm 102=1Kohm 105=1Mohm	K=±10%

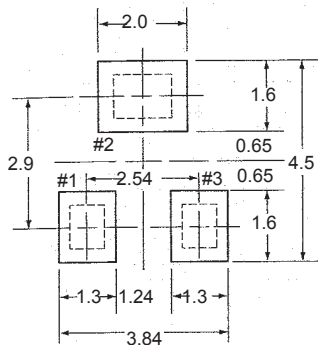
Package Dimensions (in/mm)



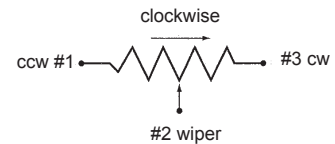
Electrical Characteristics

Part No.	Maximum Input Ratings	
	Maximum Wiper Current	Maximum Input Voltage
GV4WTB100K	100.00	1.00
GV4WTB200K	100.00	2.00
GV4WTB500K	70.7	3.53
GV4WTB101K	50.0	5.00
GV4WTB201K	35.4	7.07
GV4WTB501K	22.4	11.18
GV4WTB102K	15.8	15.80
G4VWTB202K	11.2	22.36
GV4WTB502K	7.07	35.35
GV4WTB103K	5.00	50.00
GV4WTB203K	3.54	70.70
GV4WTB503K	2.24	111.8
GV4WTB104K	1.58	158.11
GV4WTB204K	1.00	223.60
GV4WTB504K	.40	300.00
GV4WTB105K	.20	300.00
GV4WTB205K	.10	300.00

Land Pattern (in/mm)



Schematic



Value/ Part Number Code

Value (ohms)	10	20	50	100	200	500	1K	2K	5K	10K	20K	50K	100K	200K	500K	1M	2M
Part # code	100	200	500	101	201	501	102	202	502	103	203	503	104	204	504	105	205