

G4 Digital Dry Contact Output Modules

Features

- Contact switching voltage of 100 VDC or 130 VAC maximum
- Contact switching current of 0.5 A maximum
- Contact resistance of 200 mW maximum
- Mechanical life of 5x10⁶ cycles
- Coil 5 VDC at 14 mA
- Operating temperature: -30 °C to 70 °C
- CE approved
- Passes NEMA Showering Arc Test (ICS 2-230)
- Meets IEEE Surge Withstand Specification (IEEE-472)

Description

Opto 22's G4 family of modules includes two dry-contact, low-contact-resistance DC output modules, the G4ODC5R and the G4ODC5R5.

The G4ODC5R is a single-pole, single-throw, normally open mechanical relay (Form A, SPST-NO). The G4ODC5R5 is a single-pole, single-throw, normally closed mechanical relay (Form B, SPST-NC).

Typical applications for these modules include analog signal and communication line multiplexing.



G4 Dry Contact Output Modules



Part Numbers

Part	Description
G4ODC5R	G4 Dry Contact Output, 5 VDC Logic, Normally Open
G4ODC5RFM	G4 Dry Contact Output, 5 VDC Logic, Normally Open, Factory Mutual Approved
G4ODC5R5	G4 Dry Contact Output, 5 VDC Logic, Normally Closed
G4ODC5R5FM	G4 Dry Contact Output, 5 VDC Logic, Normally Closed, Factory Mutual Approved

G4 Digital Dry Contact Output Modules

Specifications

Dry Contact Output Modules

	Units	G4ODC5R G4ODC5RFM ^{1,2}	G4ODC5R5 G4ODC5R5FM ^{1,2}
Contact form		Form A SPST mechanical relay	Form B SPST mechanical relay
Normal position		Open	Closed
Contact rating	VA	10	10
Maximum switching voltage	VDC VAC	100 130	100 130
Maximum switching current	A	0.5	0.5
Maximum carry current	A	1.5	1.5
Contact resistance	Milliohms	200	200
Turn-on time	microseconds	500	500
Turn-off time	microseconds	500	500
Contact bounce	microseconds	250	250
Mechanical life	cycles	5 million	5 million
Logic voltage range	VDC	4.8–6	4.8–6
Logic pickup voltage ¹	VDC	0.8	0.8
Logic dropout voltage ¹	VDC	3.8	3.8
Logic input current at nominal logic voltage	milliamps	14	14
Isolation voltage (transient) input-to-output	VDC	1,500	1,500
Ambient temperature:			
Operating	°C	0 to 70	0 to 70
Storage	°C	-60 to +105	-60 to +105

¹Pickup and dropout voltages are measured from 5 VDC logic ground.

²Part numbers ending in FM are Factory Mutual approved.

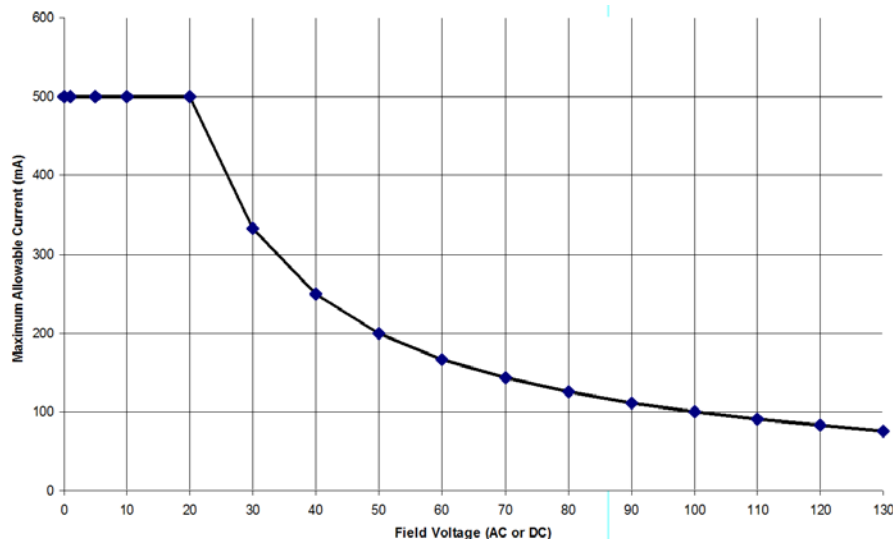
NOTE: The power rating of the dry contact module must not exceed 10 VA under steady-state or momentary in-rush conditions.

For voltages at or below 20 volts, the current limit is 0.5 amps. For voltages above 20 volts, the maximum allowable current is determined by the following equation:

$$\frac{10 \text{ VA}}{\text{voltage}} = \text{Current maximum}$$

See next page for additional information.

10 VA Rating for Reed Relay (Dry Contact) Modules



Current Limit at Key Voltages:

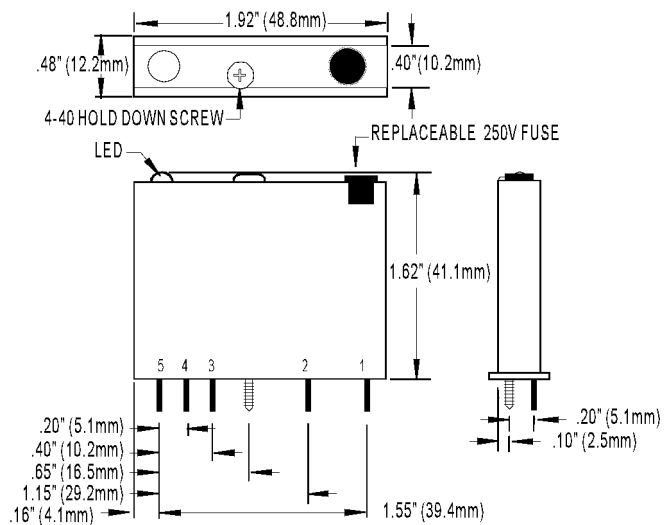
V	mA
5	500
12	500
24	416
100 ¹	100
120	83
130 ²	76

¹ Maximum DC voltage is 100 VDC.

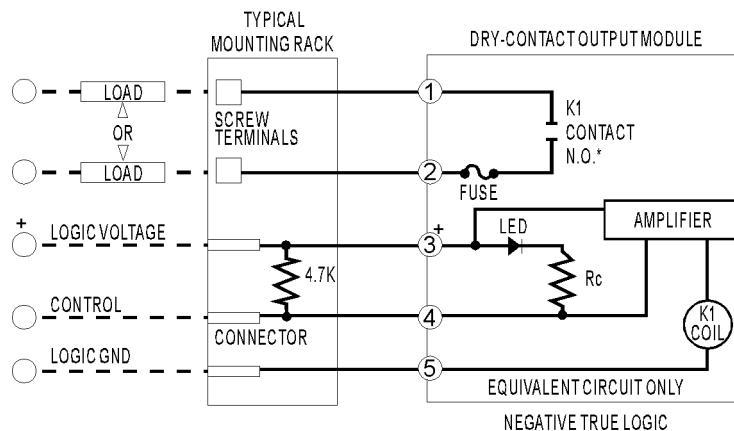
² Maximum AC voltage is 130 VAC.

G4 Digital Dry Contact Output Modules

Dimensions



Schematics



Note: Also compatible with Totem Pole or Tri-State Output.
Will not plug into G4PB4R mounting rack.

* Normally open for G40DC5R, normally closed for G40DC5R5.

More About Opto 22

Products

Opto 22 develops and manufactures reliable, flexible, easy-to-use hardware and software products for industrial automation, remote monitoring, and data acquisition applications.

SNAP PAC System

Designed to simplify the typically complex process of understanding, selecting, buying, and applying an automation system, the SNAP PAC System consists of four integrated components:

- SNAP PAC controllers
- PAC Project™ Software Suite
- SNAP PAC brains
- SNAP I/O™

SNAP PAC Controllers

Programmable automation controllers (PACs) are multifunctional, multidomain, modular controllers based on open standards and providing an integrated development environment.

Opto 22 has been manufacturing PACs for many years. The latest models include the standalone SNAP PAC S-series and the rack-mounted SNAP PAC R-series. Both handle a wide range of digital, analog, and serial functions and are equally suited to data collection, remote monitoring, process control, and discrete and hybrid manufacturing.

SNAP PACs are based on open Ethernet and Internet Protocol (IP) standards, so you can build or extend a system without the expense and limitations of proprietary networks and protocols.

PAC Project Software Suite

Opto 22's PAC Project Software Suite provides full-featured and cost-effective control programming, HMI (human machine interface) development and runtime, OPC server, and database connectivity software to power your SNAP PAC System.

These fully integrated software applications share a single tagname database, so the data points you configure in PAC Control™ are immediately available for use in PAC Display™, OptoOPCServer™, and OptoDataLink™. Commands are in plain English; variables and I/O point names are fully descriptive.

PAC Project Basic offers control and HMI tools and is free for download on our website, www.opto22.com. PAC Project Professional, available for separate purchase, adds OptoOPCServer, OptoDataLink, options for Ethernet link redundancy or segmented networking, and support for legacy Opto 22 serial *mistic*™ I/O units.

SNAP PAC Brains

While SNAP PAC controllers provide central control and data distribution, SNAP PAC brains provide distributed intelligence for I/O processing and communications. Brains offer analog, digital, and serial functions, including thermocouple linearization; PID loop control; and optional high-speed digital counting (up to 20 kHz), quadrature counting, TPO, and pulse generation and measurement.

SNAP I/O

I/O provides the local connection to sensors and equipment. Opto 22 SNAP I/O offers 1 to 32 points of reliable I/O per module, depending on the type of module and your needs. Analog, digital, serial, and special-purpose modules are all mixed on the same mounting rack and controlled by the same processor (SNAP PAC brain or rack-mounted controller).

Quality

Founded in 1974 and with over 85 million devices sold, Opto 22 has established a worldwide reputation for high-quality products. All are made in the U.S.A. at our manufacturing facility in Temecula, California. Because we do no statistical testing and each part is tested twice before leaving our factory, we can guarantee most solid-state relays and optically isolated I/O modules for life.

Free Product Support

Opto 22's Product Support Group offers free, comprehensive technical support for Opto 22 products. Our staff of support engineers represents decades of training and experience. Product support is available in English and Spanish, by phone or email, Monday through Friday, 7 a.m. to 5 p.m. PST.

Free Customer Training

Hands-on training classes for the SNAP PAC System are offered at our headquarters in Temecula, California. Each student has his or her own learning station; classes are limited to nine students. Registration for the free training class is on a first-come, first-served basis. See our website, www.opto22.com, for more information or email training@opto22.com.

Purchasing Opto 22 Products

Opto 22 products are sold directly and through a worldwide network of distributors, partners, and system integrators. For more information, contact Opto 22 headquarters at 800-321-6786 or 951-695-3000, or visit our website at www.opto22.com.

www.opto22.com