




FSH-120-04-F-RA-SL



FSH-110-04-L-DH-SL



SFMH-130-02-L-D-LC




SFMH-105-02-L-D-LC



SFMH-120-02-L-D

FSH-120-04-F-DH



FSH, SFMH SERIES

(1.27 mm) .050"

# HIGH-RELIABLE HORIZONTAL SMT

**FSH Mates with:**

SFMH

**Mates with:**

FTSH, FSH

**SPECIFICATIONS**

For complete specifications see [www.samtec.com?FSH](http://www.samtec.com?FSH) or [www.samtec.com?SFMH](http://www.samtec.com?SFMH)

**Insulator Material:**

Black Liquid Crystal Polymer

**Terminal Material:**

Phosphor Bronze

**Plating:**

FSH =

Sn or Au over 50 μ" (1.27 μm) Ni

SFMH =

Au over 50 μ" (1.27 μm) Ni

**Current Rating (FSH/SFMH):**

2.6 A per pin

(2 pins powered)

**Operating Temp Range:**

-55 °C to +125 °C

**Insertion Depth:**

SFMH =

(3.35 mm) .132" to

(4.57 mm) .180"

**RoHS Compliant:**

Yes

**PROCESSING**

**Lead-Free Solderable:**

Yes (FSH)

**SMT Lead Coplanarity:**

(0.10 mm) .004" max (SFMH)

(0.15 mm) .006" max (FSH)\*

\*(.004" stencil solution

may be available; contact

ipg@samtec.com)

**RECOGNITIONS**

For complete scope of


recognitions see

[www.samtec.com/quality](http://www.samtec.com/quality)



<b>FSH</b>	<b>1</b>	<b>NO. PINS PER ROW</b>	<b>04</b>	<b>PLATING OPTION</b>	<b>ROW OPTION</b>	<b>OPTIONS</b>
<p><b>05, 10, 15, 20, 25</b> (-DH Option)</p> <p><b>05, 10, 15, 20, 25, 30, 35, 40, 45</b> (-RA Option) (Standard sizes)</p>				<p><b>-F</b> = Gold flash on post, Matte Tin on tail</p> <p><b>-L</b> = 10 μ" (0.25 μm) Gold on post, Matte Tin on tail</p>	<p><b>-DH</b> = Double Row Horizontal (Surface Mount)</p> <p><b>-RA</b> = Right-angle (Through-hole)</p>	<p><b>-SL</b> = Solder Lock s</p> <p><b>-C</b> = (4.50 mm) .177" DIA Polyimide film Pick &amp; Place Pad (10 positions minimum) not available with -RA option</p> <p><b>-TR</b> = Tape &amp; Reel (Not available with -RA)</p> <p><b>-FR</b> = Full Reel Tape &amp; Reel (must order max. quantity per reel; contact Samtec for quantity breaks) (Not available with -RA)</p>

<b>SFMH</b>	<b>1</b>	<b>NO. PINS PER ROW</b>	<b>02</b>	<b>PLATING OPTION</b>	<b>D</b>	<b>OPTION</b>
<p><b>05, 10, 15, 20, 25, 30, 35, 40, 45, 50</b></p>				<p><b>-L</b> = 10 μ" (0.25 μm) Gold on contact, Gold flash on tail</p>		<p><b>-LC</b> = Locking Clip (Manual placement required)</p> <p><b>-WT</b> = Weld Tab (Not available with 35, 40, 45, 50 positions)</p> <p><b>-TR</b> = Tape &amp; Reel</p> <p><b>-FR</b> = Full Reel Tape &amp; Reel (must order max. quantity per reel; contact Samtec for quantity breaks)</p>



**Note:**  
Some sizes, styles and options are non-standard, non-returnable.

