HIGH-SPEED FLOATING CONTACT SYSTEM



(0.50 mm) .0197" PITCH • FT5/FS5 SERIES

FT5
Mates:
FS5

FS5
Mates:
FT5

SPECIFICATIONS

Insulator Material:
Black Liquid Crystal Polymer
Contact Material:
Phosphor Bronze (FT5)
BeCu (FS5)
Weld Tab:
Phosphor Bronze
Plating:
Au or Sn over
50 µ" (1.27 µm) Ni
Current Rating:
1.8 A per pin
(2 pins powered)
Operating Temp Range:
-55 °C to +125 °C
Lead-Free Solderable:
Yes

FT5	-	NO. OF POSITIONS	-	LEAD STYLE	-	PLATING OPTION	-	ROW OPTION	-	TH	-	OPTION
		–15, –30 (Per Row)		**–01.0** = 1 mm Body Height **–03.0** = 3 mm Body Height **–01** = Right-angle		**–L** = 10 µ" (0.25 µm) Gold on contact, Matte Tin on tail		**–DV** = Vertical **–RA** = Right-angle		Leave blank for –RA **–TH** = Through-hole weld tab		Required callouts **–P** = Pick & Place Pad (–DV only) **–K** = (5.00 mm) .197" DIA Polyimide Film Pick & Place Pad (–RA only) **–TR** = Tape & Reel **–FR** = Full Reel Tape & Reel (must order max. quantity per reel; contact Samtec for quantity breaks)

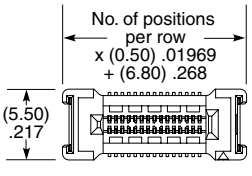

LEAD STYLE	A
–01.0	(3.72) .146
–03.0	(5.72) .225

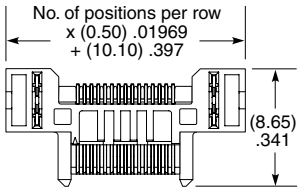

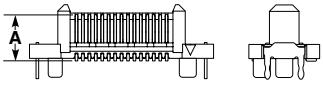

–DV OPTION

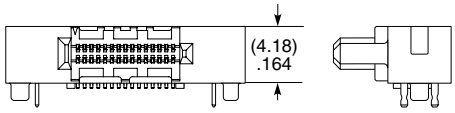

–RA OPTION

MATED HEIGHT *

FS5 LEAD STYLE	FT5 LEAD STYLE	
	-01.0	-03.0
-02.0	(5.00 mm) .197"	(7.00 mm) .276"

*Processing conditions will affect mated height.

FS5	-	NO. OF POSITIONS	-	LEAD STYLE	-	PLATING OPTION	-	DV	-	TH	-	K	-	XR
		–15, –30 (Per Row)		**–04.0** = 4 mm Body Height		**–L** = 10 µ" (0.25 µm) Gold on contact, Matte Tin on tail				**–TH** = Through-hole weld tab		**–K** = (8.25 mm) .325" DIA Polyimide Film Pick & Place Pad **–TR** = Tape & Reel **–FR** = Full Reel Tape & Reel (must order max. quantity per reel; contact Samtec for quantity breaks)		

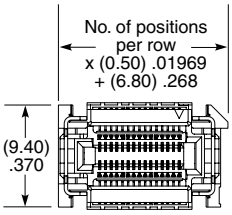

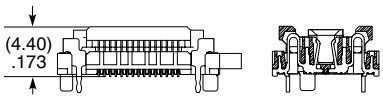

Notes:
Floating contact system provides 0.50 mm float in X and Y directions.

Some lengths, styles and options are non-standard, non-returnable.

ALSO AVAILABLE
MOQ Required

Other lead counts
Surface mount weld tab

Unless otherwise approved in writing by Samtec, all parts and components are designed and built according to Samtec's specifications which are subject to change without notice.