



FLEXPAC

TE Internal #: 1658548-9

FFC Connectors, Header, Wire-to-Board, 7 Position, 2.54 mm [.1 in]

Centerline, 1 Row, Right Angle, Pin, Package, Mating Retention

[View on TE.com >](#)

Connectors > PCB Connectors > Wire-to-Board Connectors > FFC, FPC & Ribbon Connectors > FFC Connectors



FFC Connector Product Type: **Header**

Connector System: **Wire-to-Board**

Number of Positions: **7**

Centerline (Pitch): **2.54 mm [.1 in]**

Number of Rows: **1**

Features

Product Type Features

Connector & Housing Type	Plug
Connector & Contact Terminates To	Printed Circuit Board
FFC Connector Product Type	Header
Connector System	Wire-to-Board
Insertion Force Type	Zero Insertion Force (ZIF)

Configuration Features

Number of Positions	7
Number of Rows	1
PCB Mount Orientation	Right Angle

Body Features

Primary Product Color	Blue
-----------------------	------

Contact Features

PCB Contact Termination Area Plating Material Thickness	2.54 μ m[100 μ in]
Contact Layout	Inline
Contact Mating Area Plating Material Thickness	.76 μ m[30 μ in]
Contact Mating Area Plating Material	Gold
PCB Contact Termination Area Plating Material	Tin
Contact Base Material	Phosphor Bronze
Contact Type	Pin



Contact Current Rating (Max)	2 A
------------------------------	-----

Termination Features

Termination Post & Tail Length	2.54 mm [.1 in]
Termination Method to Printed Circuit Board	Through Hole - Solder

Mechanical Attachment

Mating Alignment Type	Polarization
PCB Mount Retention	Without
Mating Retention Type	Latch
Mating Retention	With
Mating Alignment	With
Panel Mount Feature	Without
Connector Mounting Type	Board Mount

Housing Features

Housing Material	Nylon
Centerline (Pitch)	2.54 mm [.1 in]
FFC Cable Entry	Straight

Dimensions

PCB Thickness (Recommended)	1.57 mm [.062 in]
-----------------------------	-------------------

Usage Conditions

Operating Temperature Range	-55 – 105 °C [-67 – 221 °F]
-----------------------------	-----------------------------

Operation/Application

Circuit Application	Signal
---------------------	--------

Industry Standards

UL Flammability Rating	UL 94V-0
------------------------	----------

Packaging Features

Packaging Quantity	50
Packaging Method	Package

Product Compliance

[For compliance documentation, visit the product page on TE.com>](#)

EU RoHS Directive 2011/65/EU	Compliant
------------------------------	-----------



EU ELV Directive 2000/53/EC

Compliant

China RoHS 2 Directive MIIT Order No 32, 2016

No Restricted Materials Above Threshold

EU REACH Regulation (EC) No. 1907/2006

Current ECHA Candidate List: JUNE 2024 (241)

Candidate List Declared Against: JAN 2024 (240)

Does not contain REACH SVHC

Halogen Content

Low Halogen - Br, Cl, F, I < 900 ppm per homogenous material. Also BFR/CFR/PVC Free

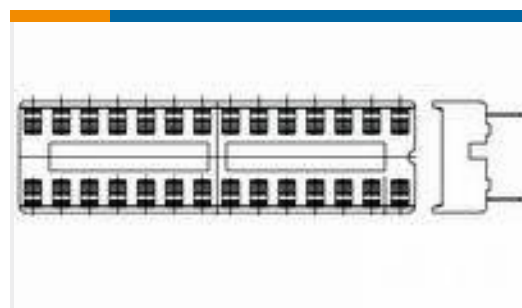
Solder Process Capability

Wave solder capable to 265°C

Product Compliance Disclaimer

This information is provided based on reasonable inquiry of our suppliers and represents our current actual knowledge based on the information they provided. This information is subject to change. The part numbers that TE has identified as EU RoHS compliant have a maximum concentration of 0.1% by weight in homogenous materials for lead, hexavalent chromium, mercury, PBB, PBDE, DBP, BBP, DEHP, DIBP, and 0.01% for cadmium, or qualify for an exemption to these limits as defined in the Annexes of Directive 2011/65/EU (RoHS2). Finished electrical and electronic equipment products will be CE marked as required by Directive 2011/65/EU. Components may not be CE marked. Additionally, the part numbers that TE has identified as EU ELV compliant have a maximum concentration of 0.1% by weight in homogenous materials for lead, hexavalent chromium, and mercury, and 0.01% for cadmium, or qualify for an exemption to these limits as defined in the Annexes of Directive 2000/53/EC (ELV). Regarding the REACH Regulation, the information TE provides on SVHC in articles for this part number is based on the latest European Chemicals Agency (ECHA) 'Guidance on requirements for substances in articles' posted at this URL: <https://echa.europa.eu/guidance-documents/guidance-on-reach>


Customers Also Bought



TE Part #1-2199298-2
8P, DIP SKT, 300 CL, LDR, PB FREE



TE Part #281695-6
HEADER HE14 STRAIGHT 6 P



TE Part #103669-1
02 MTE HDR SRST LATCH W/HLDWN




TE Part #5555980-1
MJ, R/A, 4P/4C, TRAY PACK



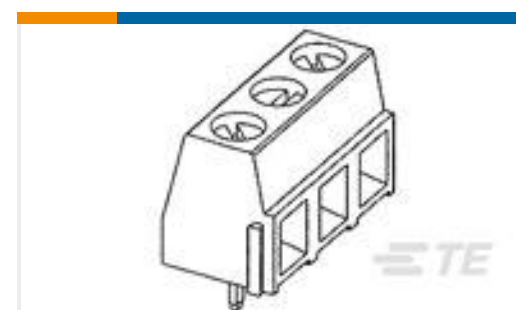
TE Part #3-794620-6
06P MICRO MNL ASSY, R/A, HDR, LF



TE Part #5557969-1
MJ, TE, 8P/8C, SHLD, PNL STOPS&G



TE Part #5-103669-2
03 MTE HDR SRST LATCH W/HLDWN



TE Part #282837-4
TERMI-BLOK PCB MOUNT 4P



Documents

Product Drawings

[FPH-0701G=FLXPAC HDR P 07 RA LF](#)

English

CAD Files

[3D PDF](#)

3D

Customer View Model

[ENG_CVM_CVM_1658548-9_C.2d_dxf.zip](#)

English

Customer View Model

[ENG_CVM_CVM_1658548-9_C.3d_igs.zip](#)

English

Customer View Model

[ENG_CVM_CVM_1658548-9_C.3d_stp.zip](#)

English

By downloading the CAD file I accept and agree to the [Terms and Conditions](#) of use.

Product Specifications

[Product Specification](#)

English