



Part Number
Key Word



Site Search

TOP

NEWS RELEASE

CONNECTOR SEARCH

CATALOG

SAMPLE

STOCK CHECK

[TOP](#) > [FI-SEB20P-HF13E](#)

Product List

Product Name	FI-SEB20P-HF13E
Series Name	FI Series
Contact spacing (mm)	1.25
Number of rows	1
Number of Contacts	20
Lead free	Yes
Connector type	Board side Receptacle
PCB mounting type	Sunk-into-the-board type (Board back mounting)
PCB mounting method	Solder (SMT)
Wire termination method	-
Applicable wire	-
Finish of contact in connecting area	Gold over Nickel

Finish of contact in terminal area	-
Finish of contact in PCB mounting area	Tin/Tin-alloy over Nickel
Material of housing	Glass-filled LCP (UL94V-0)
PCB side connector styles	Right angle
PCB mounted height (mm)	1.3
Electro magnetic shield function	Yes
Remarks	SPWG Version 2 standard connector
Related Documents	 98Kbytes
Pair	

Notice:

1. The values specified in this web site are only for reference. The products and their specifications are subject to change without notice. Contact our sales staff for further information before considering or ordering any of our products.
For purchase, a product specification must be agreed upon.
2. Users are requested to provide protection circuits and redundancy circuits to ensure safety of the equipment, and sufficiently review the suitability of JAE's products to the equipment.
3. The products presented in this web site are designed for the uses recommended below. We strongly suggest you contact our sales staff when considering use of any of the products in any other way than the recommended applications or for a specific use that requires an extremely high reliability.

(1) Applications that require consultation:

- (i) Please contact us if you are considering use involving a quality assurance program that you specify or that is peculiar to the industry, such as:
Automotive electrical components, train control, telecommunications devices (mainline), traffic light control, electric power, combustion control, fire prevention or security systems, disaster evention equipment, etc.
- (ii) We may separately give you our support with a quality assurance program that
you specify, when you think of a use such as :

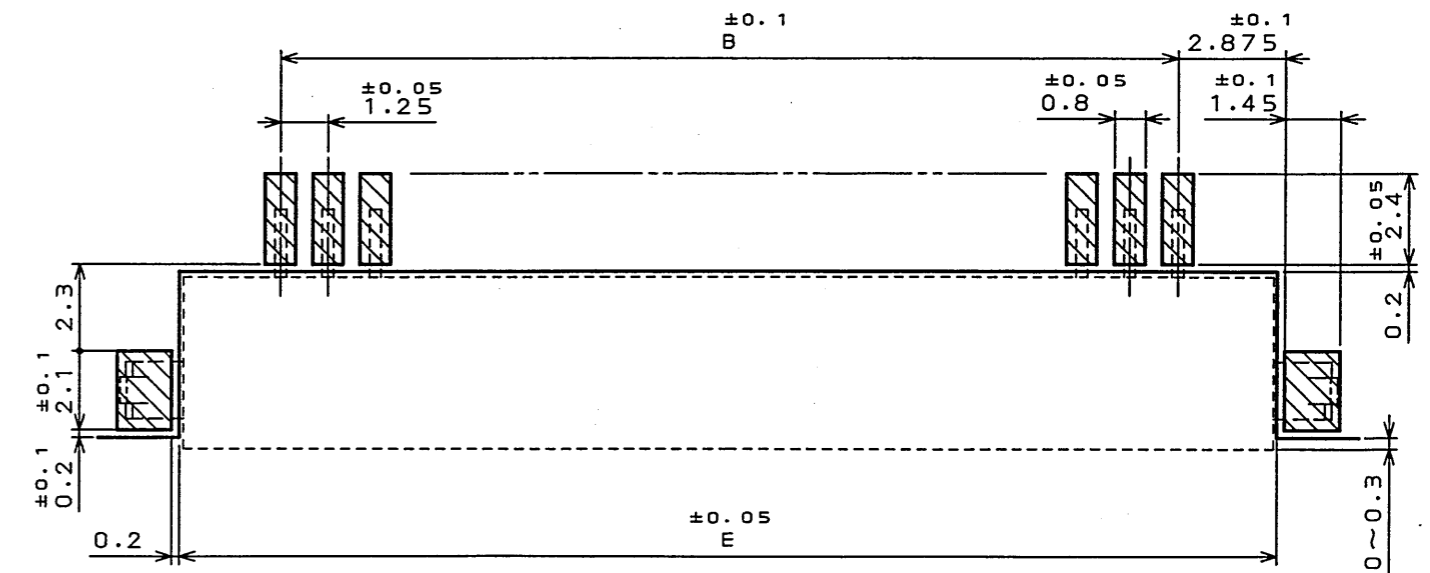
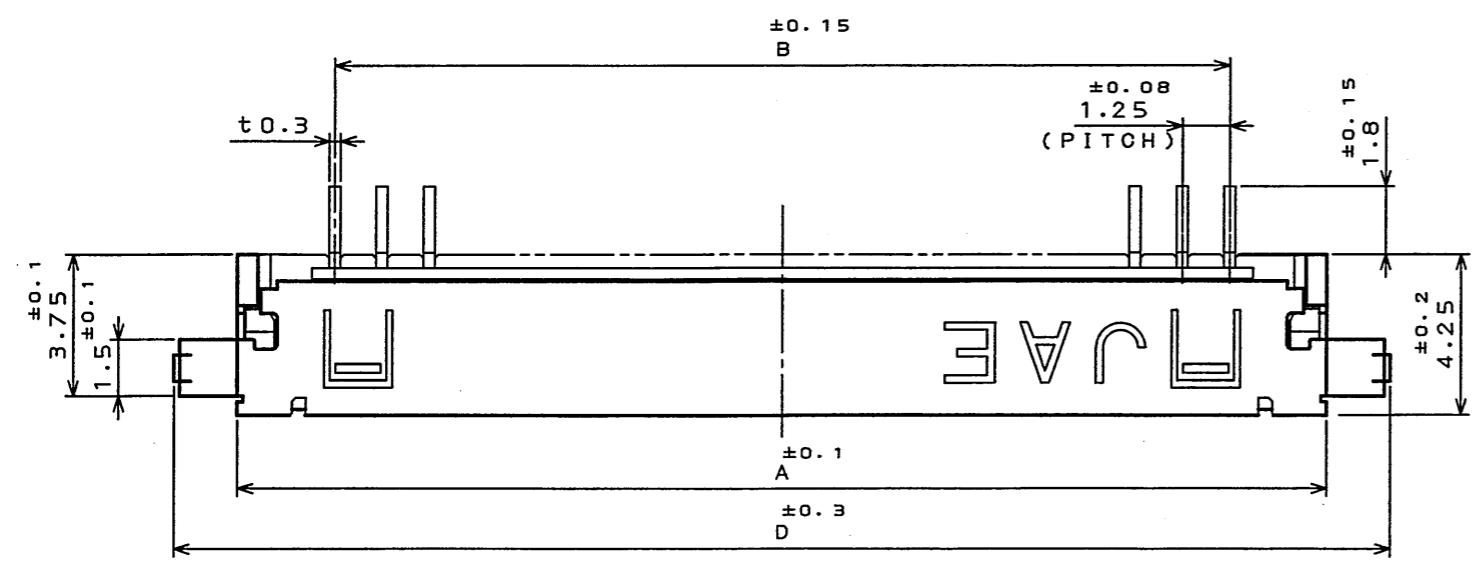
Aviation or space equipment, submarine repeaters, nuclear power control systems, medical equipment for life support, etc.

(2) Recommended applications include:

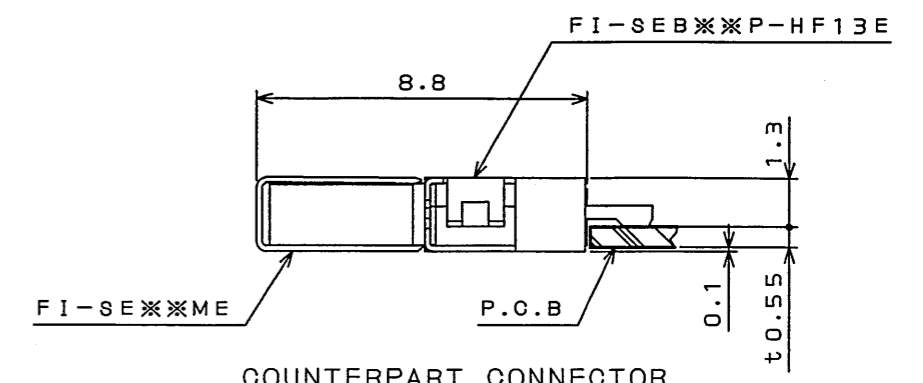
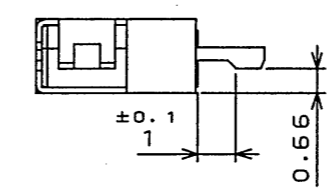
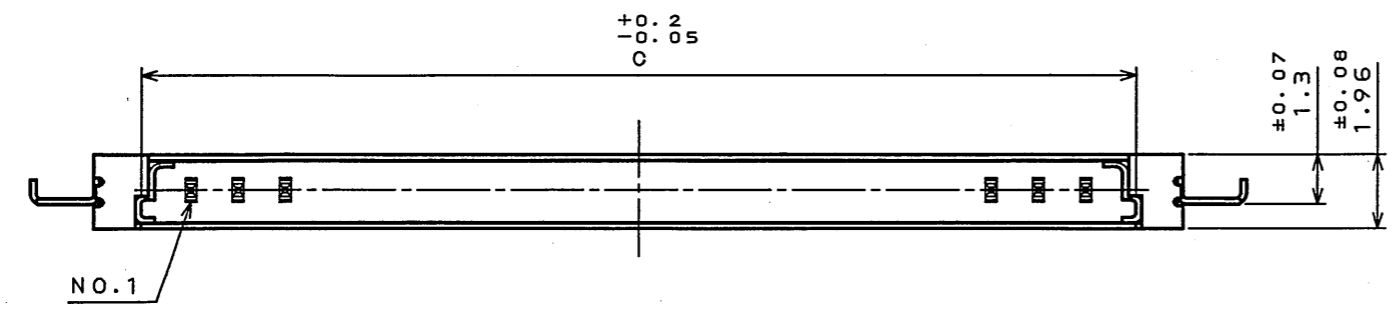
Computers, office appliances, telecommunications devices (terminals, mobile units), measuring equipment, audiovisual equipment, home electric appliances, factory automation equipment, etc

図面番号(DRAWING NO.) SJ100492

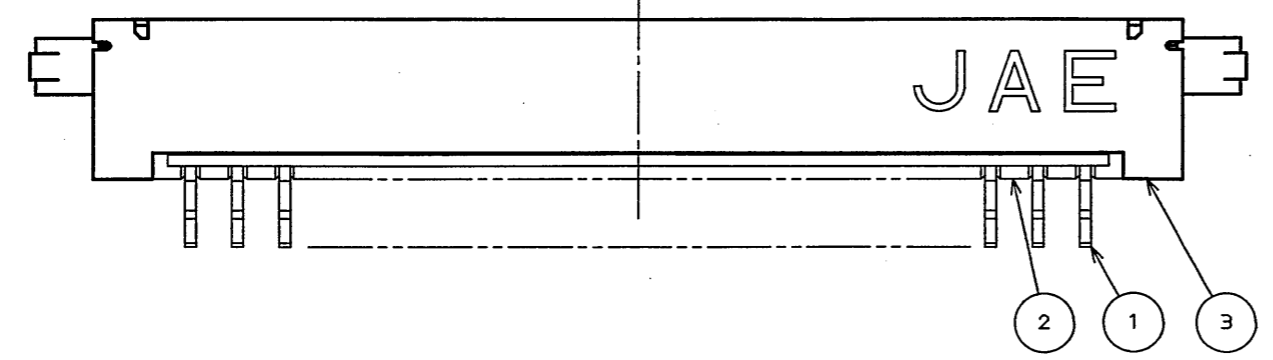
版数 REV.	年月日 DATE	図番 CON. NO.	変更内容 DESCRIPTION	製図 DR.	担当 CHK.	査閲 APPD.	承認 APPD.



APPLICABLE P.C.B. DIMENSION (REF.)
適合基板寸法(参考)



COUNTERPART CONNECTOR
相手側コネクタ

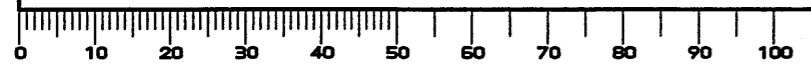


符号 NO.	名称 DESCRIPTION	個数 QTY.	材料 MATERIAL	仕上 FINISH	備考 REMARKS
3	SHELL シェル	1	COPPER ALLOY 銅合金	TIN Snメッキ	
2	INSULATOR インシュレータ	1	GLASS FILLED LCP ガラス入りLCP		UL94-V-0 BEIGE (ベージュ)
1	CONTACT コンタクト	N	COPPER ALLOY 銅合金	GOLD OVER NICKEL Ni上部分Auメッキ	TERMINAL AREA: (LEAD FREE) TIN/TIN ALLOY OVER NICKEL 端子部: NI上または銅合金(無鉛)メッキ
仕様書(SPECIFICATION)		第1版(ORIGINAL DATE) 10.Dec.2003		尺(SCALE) 5:1	日本航空電子工業株式会社
公差差(GENERAL TOLERANCE)		製図 DR. H.SAKURADA		名称(TITLE) FI-SEB***P-HF13E	
寸法(DIMENSION)		担当 CHK. T.YAMAJI		JAE CONNECTOR.COM Reference Only	
角度(ANGLES)		査閲 APPD. <i>M. Suzuki</i>		JAPAN AVIATION ELECTRONICS INDUSTRY, LTD.	
. ±0.8		承認 APPD. <i>Y. Ishiyama</i>		図面番号(DRAWING NO.) SJ100492	
.X ±0.4		重量(WEIGHT)		版数 (REV.) 1	
.XX ±0.1					
.XXX ±					

TABLE 1

DIMENSION NO. OF CONTACTS(N)	A	B	C	D	E
20	28.9	23.75	26.4	32.26	29.1

DOF-C-212E(03.08)



LEAD FREE この製品は鉛フリー品です

JAE CONNECTOR DIV. PROPRIETARY.
COPYRIGHT(C) 2003, JAPAN AVIATION ELECTRONICS INDUSTRY, LTD.