



Part Number
Key Word



Site Search

TOP

NEWS RELEASE

CONNECTOR SEARCH

CATALOG

SAMPLE

STOCK CHECK

[TOP](#) > [FI-S4P-HFE](#)

Product List

Product Name	FI-S4P-HFE
Series Name	FI Series
Contact spacing (mm)	1.25
Number of rows	1
Number of Contacts	4
Lead free	Yes
Connector type	Board side Receptacle
PCB mounting type	Standard type
PCB mounting method	Solder (SMT)
Wire termination method	-
Applicable wire	-
Finish of contact in connecting area	Gold over Nickel

Finish of contact in terminal area	-
Finish of contact in PCB mounting area	Tin/Tin-alloy over Nickel
Material of housing	Glass-filled LCP (UL94V-0)
PCB side connector styles	Right angle
PCB mounted height (mm)	1.8
Electro magnetic shield function	No
Remarks	
Related Documents	
Pair	

Notice:

1. The values specified in this web site are only for reference. The products and their specifications are subject to change without notice. Contact our sales staff for further information before considering or ordering any of our products.
For purchase, a product specification must be agreed upon.
2. Users are requested to provide protection circuits and redundancy circuits to ensure safety of the equipment, and sufficiently review the suitability of JAE's products to the equipment.
3. The products presented in this web site are designed for the uses recommended below. We strongly suggest you contact our sales staff when considering use of any of the products in any other way than the recommended applications or for a specific use that requires an extremely high reliability.

(1) Applications that require consultation:

- (i) Please contact us if you are considering use involving a quality assurance program that you specify or that is peculiar to the industry, such as:
Automotive electrical components, train control, telecommunications devices (mainline), traffic light control, electric power, combustion control, fire prevention or security systems, disaster evention equipment, etc.
- (ii) We may separately give you our support with a quality assurance program that
you specify, when you think of a use such as :

Aviation or space equipment, submarine repeaters, nuclear power control systems, medical equipment for life support, etc.

(2) Recommended applications include:

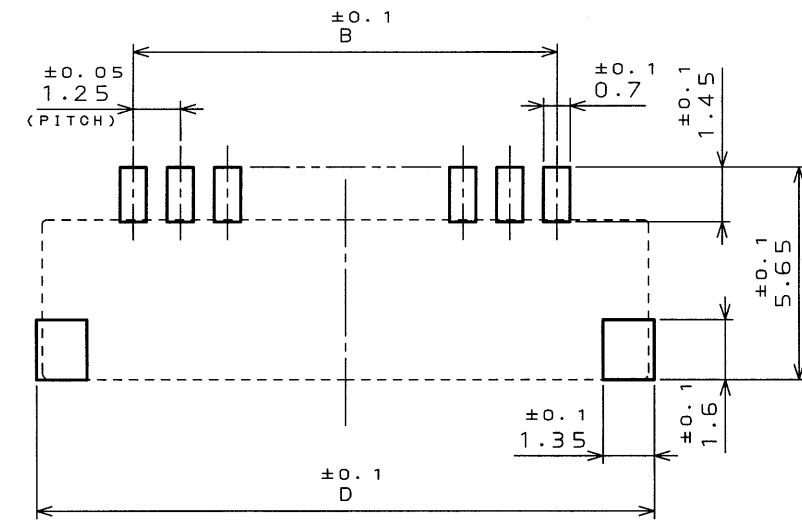
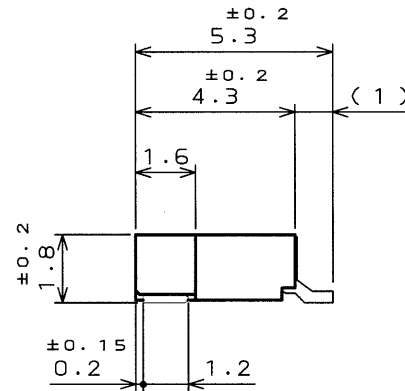
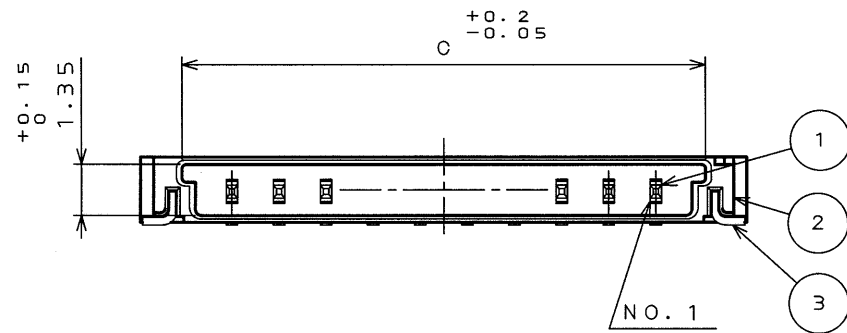
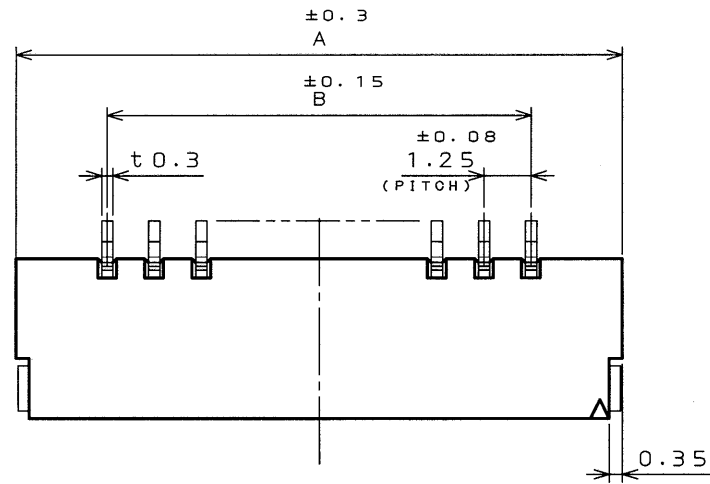
Computers, office appliances, telecommunications devices (terminals, mobile units), measuring equipment, audiovisual equipment, home electric appliances, factory automation equipment, etc

図面番号(DRAWING NO.) SJ038564

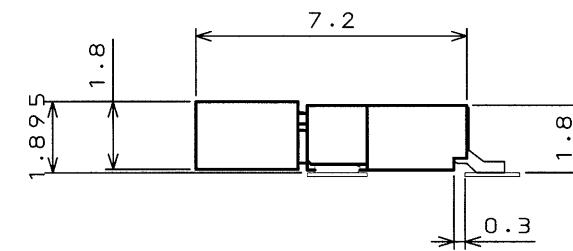
版数 REV.	年月日 DATE	DCN NO.	変更内容 DESCRIPTION	製図 DR.	担当 CHK.	査閲 APPD.	承認 APPD.

TABLE 1
表-1

DIMENSION NO. OF CONTACTS(N)	A	B	C	D
2	6.1	1.25	3.9	6.4
3	7.35	2.5	5.15	7.65
4	8.6	3.75	6.4	8.9
5	9.85	5	7.65	10.15
6	11.1	6.25	8.9	11.4



P.C.B. PATTERN DIMENSION (REF.)
基板パターン寸法(参考)



MATED CONDITION (REF.)
嵌合状態図(参考)

符号 NO.	名称 DESCRIPTION	個数 QTY.	材料 MATERIAL	仕上 FINISH	備考 REMARKS
3	HOLD DOWN ホールドダウン	2	COPPER ALLOY 銅合金	(LEAD FREE)TIN/TIN ALLOY 錫又は錫合金(無鉛)	
2	INSULATOR インシュレータ	1	GLASS FILLED LCP ガラス入りLCP		UL94V-0 BEIGE (ベージュ)
1	CONTACT コンタクト	N	COPPER ALLOY 銅合金	GOLD OVER NICKEL Ni上部分Auメッキ	(LEAD FREE)TIN/TIN ALLOY 端子部: 錫又は錫合金(無鉛)

仕様書(SPECIFICATION) 第1版(ORIGINAL DATE) 3.Mar.2003

製図 DR. E.MURANO 名称(TITLE) Reference Only

担当 CHK. M.TAKAKU 製図 DR. JAE-CONNECTOR.COM

査閲 APPD. F I - S ※ ※ P - H F E

承認 APPD. Y. Schiyama

重量(WEIGHT)

図面番号(DRAWING NO.) SJ038564

版数(REV.) 1

LEAD FREE この製品は鉛フリー品です

DOF-0-212D(98.02)

CDS-03-199-50088
SIZE A3

