

Standard



*Image for illustrative purpose only*

## Summary

[Request a quote](#)

[BKT series](#)

[See video assembly instructions](#)

[Customer Drawing](#)

Number of contacts Low Voltage	2
Wire Size/AWG	28 - 20
Gender	Standard
Plug	Plug - Straight
Locking system	Push-pull
Jacket cable outside diameter [mm]	3.30 - 4.20 mm
Size	0B

[https://www.lemo.com/int\\_en/solutions/originals/b-indoor-keyed/fgg-0b-302-clad42z.html](https://www.lemo.com/int_en/solutions/originals/b-indoor-keyed/fgg-0b-302-clad42z.html)

LEMO products and services are provided "as is". LEMO makes no warranties or representations with regard to LEMO product & services or use of them, express, implied or statutory, including for accuracy, completeness, or security. The user is fully responsible for his products and applications using LEMO components.

Suggested matching part

EGG.0B.302.CLL  
PHG.0B.302.CLLD42Z

---

Series

B - Indoor keyed

[https://www.lemo.com/int\\_en/solutions/originals/b-indoor-keyed/fgg-0b-302-clad42z.html](https://www.lemo.com/int_en/solutions/originals/b-indoor-keyed/fgg-0b-302-clad42z.html)

LEMO products and services are provided "as is". LEMO makes no warranties or representations with regard to LEMO product & services or use of them, express, implied or statutory, including for accuracy, completeness, or security. The user is fully responsible for his products and applications using LEMO components.

# Technical details

## Electrical Configuration

Number of contacts Low Voltage	2
Contact Termination Low voltage	Solder
R (max)	4.8 mOhm
Insert configuration value	0B.302 - 2 Low Voltage
Insulator	L: PEEK (UL 94 / V-0/1.5)
Rated current	10 A
Vtest (contact-contact)	1.9 kV (DC)
Vtest (contact-shell)	1.5 kV (DC)
Max. Solid Conductor	0.56 mm <sup>2</sup> (AWG 20)
Max. Stranded Conductor	0.56 mm <sup>2</sup> (AWG 20)
Bucket Dia.	1.0 mm (0.039in)
Contact Dia.	0.9 mm (0.035in)
Wire Size/AWG	28 - 20
Gender	Standard

## Form & Material

Shell style / Model id	FG - Straight plug, cable collet and nut for fitting a bend relief
Plug	Straight
Housing material	Brass (chrome plated [SAE AMS 2460]) shell and collet nut, nickel plated [SAE AMS QQ N 290] brass latch sleeve and mid pieces
Locking system	Push-pull
Keying	G: 1 key (alpha=0, plug: male contacts, receptacle: female contacts)
Colour	Grey
Variant	Nut for fitting a bend relief
Weight	8.5 g

[https://www.lemo.com/int\\_en/solutions/originals/b-indoor-keyed/fgg-0b-302-clad42z.html](https://www.lemo.com/int_en/solutions/originals/b-indoor-keyed/fgg-0b-302-clad42z.html)

LEMO products and services are provided "as is". LEMO makes no warranties or representations with regard to LEMO product & services or use of them, express, implied or statutory, including for accuracy, completeness, or security. The user is fully responsible for his products and applications using LEMO components.

## Environment

Technical domain	Audio Video, Energy and Industrial, Medical, Semiconductor, Specialties and Other, Test and Measurement, Transportation, Aerospace and UAV
Environmental sealing (IP rating)	IP50
Endurance	5000 mating cycles
Temperature range	-55°C / +250°C (max. temperature valid for short periods of use.)
Climatic Category	55/175/21
Humidity (max)	<=95% [at 60 deg C /140 F]
Shielding (min)	75 dB (10 MHz)
Shielding (min)	40 dB (1 GHz)
Shock Resistance	100 g [ 6 ms]
Vibration	15 g [10 Hz - 2000 Hz]
Salt Spray Corrosion	>1000 hr

## Cable fixation

Cable termination protection	For cable bend relief
Fixation type	Cable collet
Jacket cable outside diameter [mm]	3.30 - 4.20 mm

# Recommended By Lemo

## Caps

Compatible cap	<a href="#">BFG.0B.100.PCZG</a>
Plastic Cap	<a href="#">BFG.0B.100.PCZG</a>
Soft Cap	<a href="#">BFZ.0B.100.SCN</a>

## Bend Reliefs

<a href="#">GMA.0B.035.DG</a>	<a href="#">GMA.0B.035.DA</a>	<a href="#">GMA.0B.035.DB</a>
<a href="#">GMA.0B.035.DJ</a>	<a href="#">GMA.0B.035.DM</a>	<a href="#">GMA.0B.035.DN</a>
<a href="#">GMA.0B.035.DR</a>	<a href="#">GMA.0B.035.DS</a>	<a href="#">GMA.0B.035.DV</a>

## Tools

Spanner	<a href="#">DCP.91.001.TN</a>
Spanner wrench	<a href="#">DCD.0B.ZZZ.PA070</a>

[https://www.lemo.com/int\\_en/solutions/originals/b-indoor-keyed/fgg-0b-302-clad42z.html](https://www.lemo.com/int_en/solutions/originals/b-indoor-keyed/fgg-0b-302-clad42z.html)














LEMO products and services are provided "as is". LEMO makes no warranties or representations with regard to LEMO product & services or use of them, express, implied or statutory, including for accuracy, completeness, or security. The user is fully responsible for his products and applications using LEMO components.

## Documents

Eplan

[Download](#)

## Cables

Cable PartNumber	Material	Colour	Cable image
20140	PVC	Grey	
20140	PVC	Grey	
20141	PVC	Grey	
20142	PVC	Red	
20143	PVC	Green	
20144	PVC	Black	
20145	PVC	Yellow	
20146	PVC	Black	
20240	PTFE	White	
20260	PVC	Black	
20264	PVC	Black	
20266	PVC	Violet	
2080	PVC	Grey	
2280	PVC	Black	

[https://www.lemo.com/int\\_en/solutions/originals/b-indoor-keyed/fgg-0b-302-clad42z.html](https://www.lemo.com/int_en/solutions/originals/b-indoor-keyed/fgg-0b-302-clad42z.html)

LEMO products and services are provided "as is". LEMO makes no warranties or representations with regard to LEMO product & services or use of them, express, implied or statutory, including for accuracy, completeness, or security. The user is fully responsible for his products and applications using LEMO components.