



Miniature circuit-breaker

Part no. FAZ-C2/1
Article no. 278549

Catalog No. FAZ-C2/1



Powering Business Worldwide™

Delivery programme

Basic function			Miniature circuit-breakers
Pole			1 pole
Tripping characteristic			C
Application			Switchgear for industrial and commercial applications
Rated current	I_n	A	2
Rated switching capacity acc. to IEC/EN 60947-2		kA	15
Product range			FAZ

Approvals

Product Standards
 UL File No.
 UL Category Control No.
 CSA File No.
 CSA Class No.
 North America Certification
 Conditions of Acceptability
 Suitable for
 Current Limiting Circuit-Breaker
 Max. Voltage Rating
 Degree of Protection

IEC/EN 60947-2; IEC/EN 60898; UL 1077; CSA-C22.2 No. 235; CE marking
 E177451
 QVNU2, QVNU8
 204453
 3215-30
 UL recognized, CSA certified
 Supplementary Protector only
 Branch Circuits; not as BCPD
 No
 277 VAC; 48 VDC
 IEC: IP20; UL/CSA Type: -

Electrical

Standards			IEC/EN 60947-2 IEC/EN 60898
Rated operational voltage	U_e	V	
	U_e	V AC	230/400
		V DC	48 (per pole)
Rated switching capacity acc. to IEC/EN 60947-2		kA	15
Operational switching capacity		kA	7.5
Characteristic			B, C, D
Max. back-up fuse		A gL/ gG	125
Selectivity Class			3
Lifespan	Operations		> 10000
Direction of incoming supply			as required

Mechanical

Standard front dimension		mm	45
Enclosure height		mm	80
Terminal protection			Finger and back-of-hand proof to BGV A2
Mounting width per pole		mm	17.5
Mounting			IEC/EN 60715 top-hat rail
Protection type			IP20, IP40 (when fitted)
Terminals top and bottom			Twin-purpose terminals
Terminal capacities		mm ²	
		mm ²	1 x 25
		mm ²	2 x 10
Thickness of busbar material		mm	0.8 ... 2
Mounting position			As required

Technical data ETIM 5.0

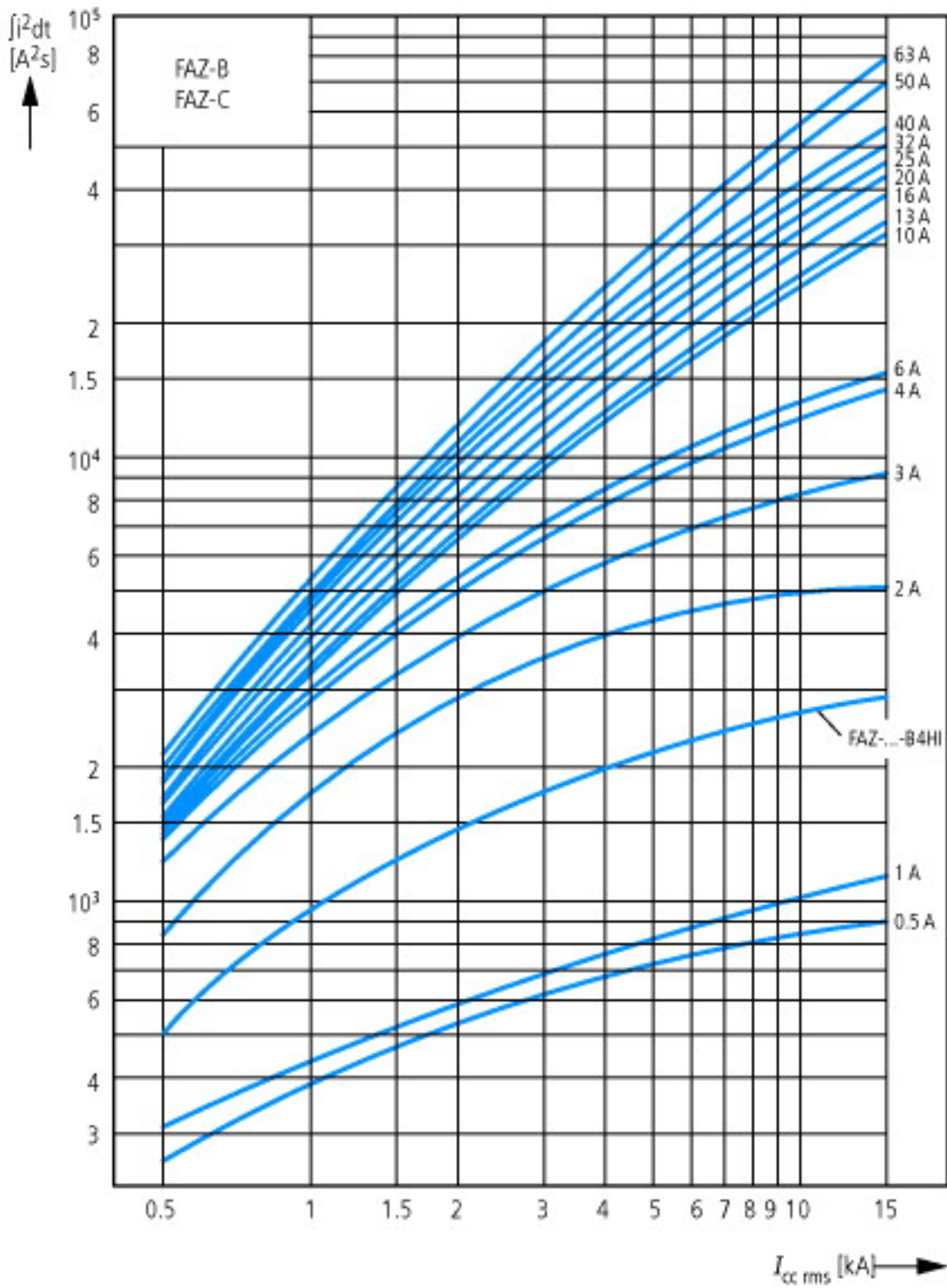
Circuit breakers and fuses (EG000020) / Miniature circuit breaker (MCB) (EC000042)

Electric engineering, automation, process control engineering / Electrical installation, device / Miniature circuit breaker system (MCB) / Miniature circuit breaker (MCB)
(ecl@ss8-27-14-19-01 [AAB905010])

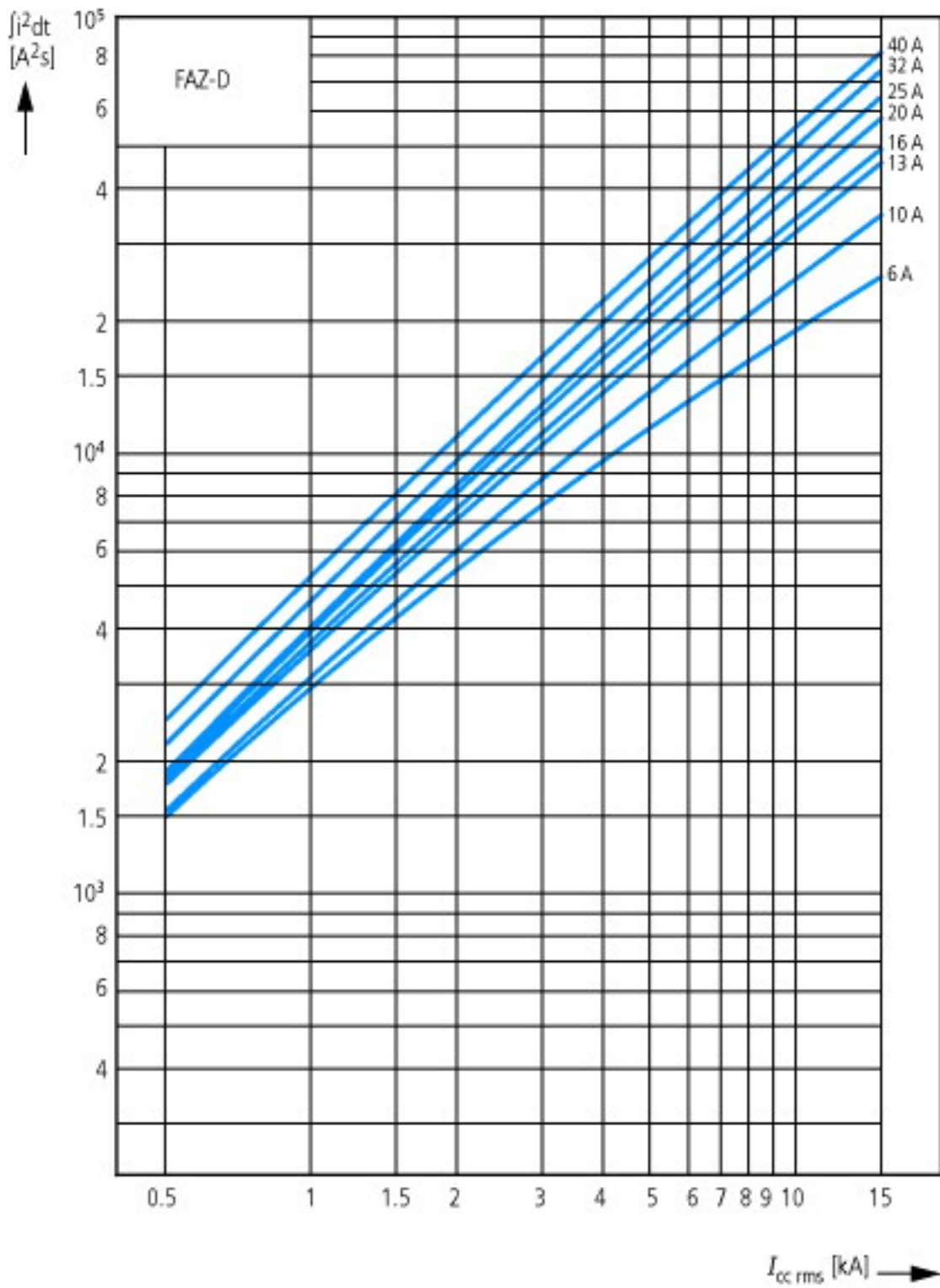
Release characteristic			C
Number of poles (total)			1
Rated current	A		2
Rated voltage	V		230
Rated short-circuit breaking capacity EN 60898	kA		15
Rated short-circuit breaking capacity IEC 60947-2	kA		15
Voltage type			AC
Current limiting class			3
Frequency	Hz		50
Concurrently switching N-neutral			No
Over voltage category			3
Pollution degree			2
Width in number of modular spacings			1
Built-in depth	mm		70.5
Additional equipment possible			Yes
Degree of protection (IP)			IP20

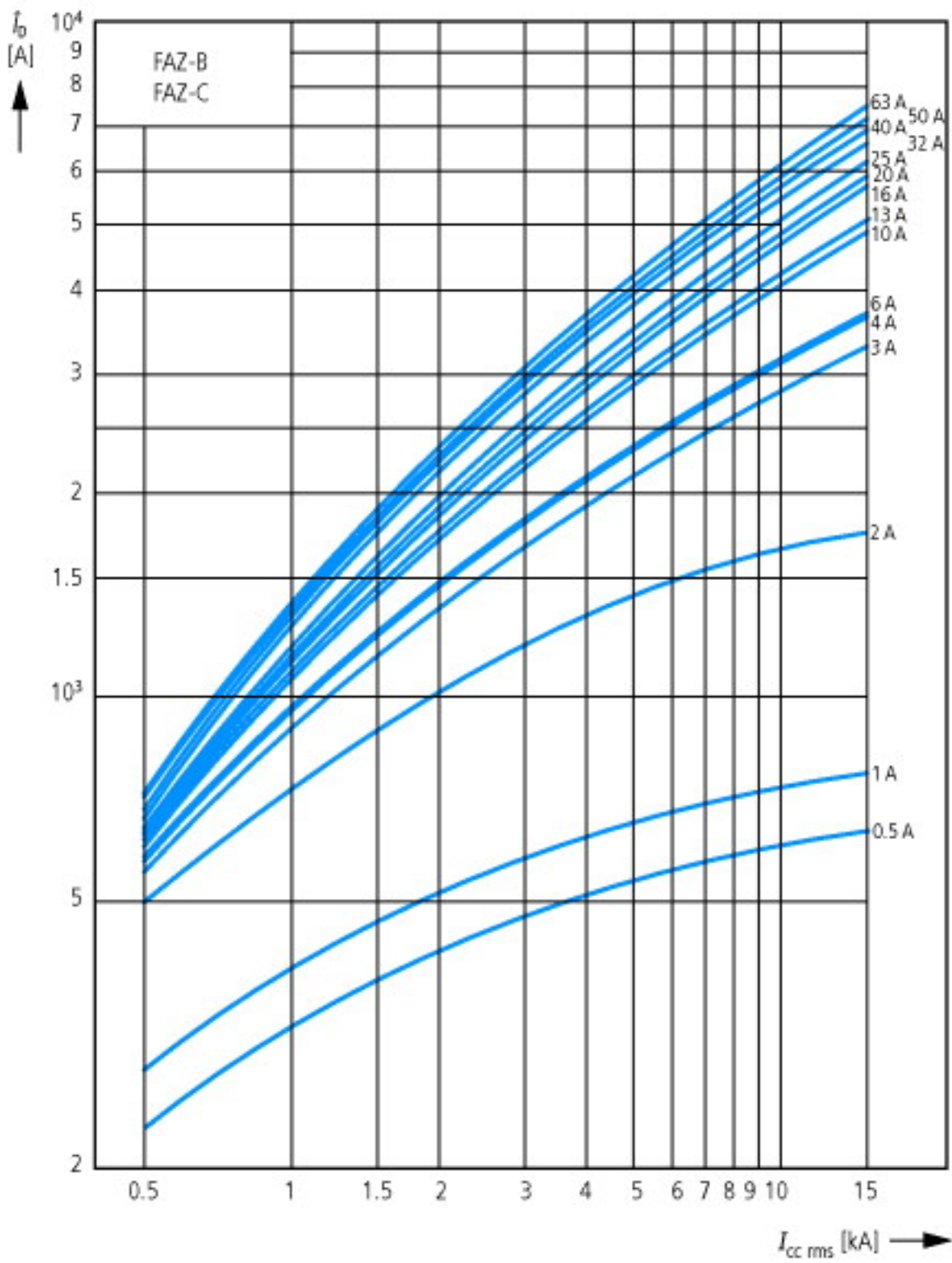
Characteristics

Characteristic curves			
-----------------------	--	--	--

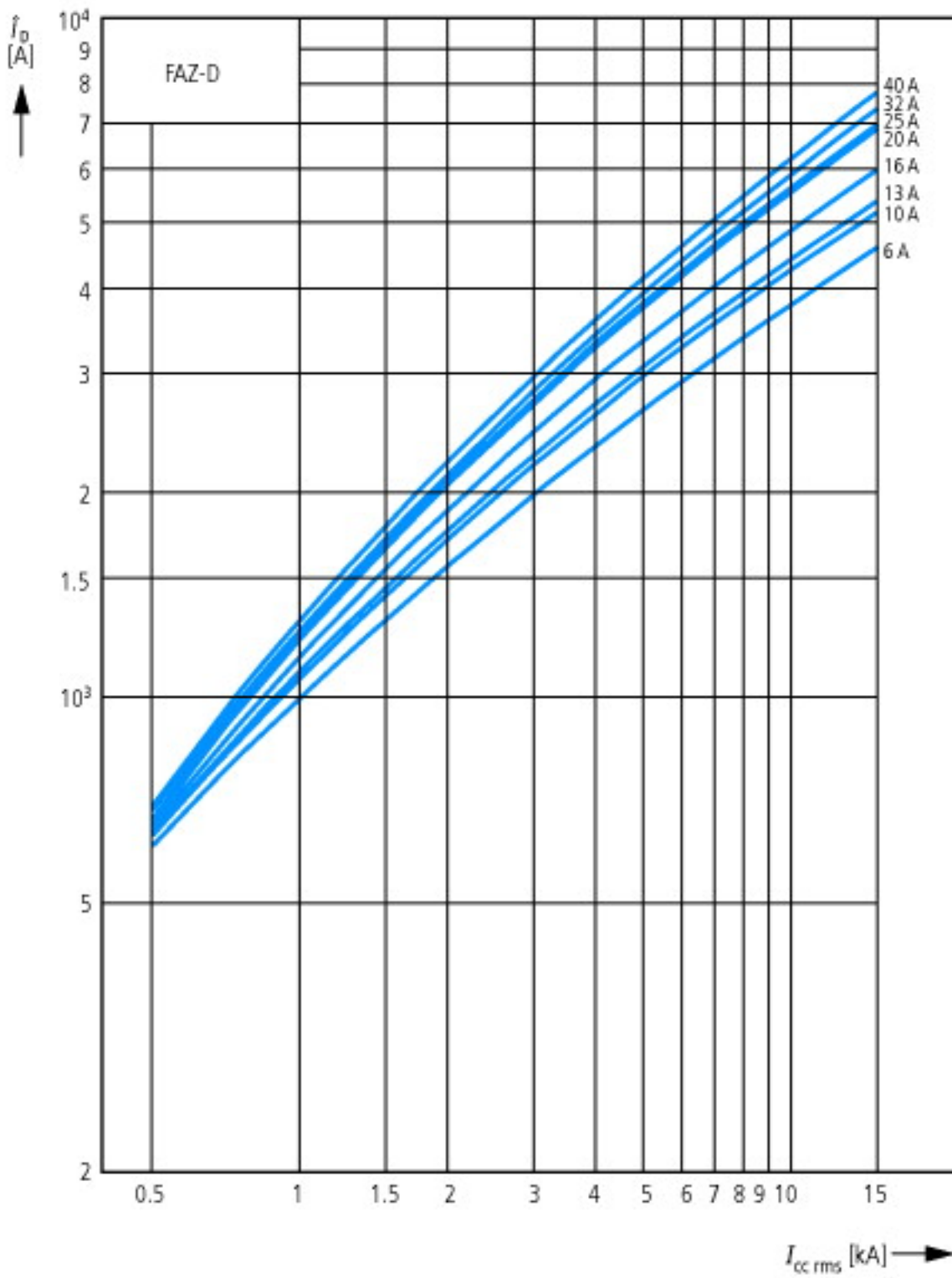


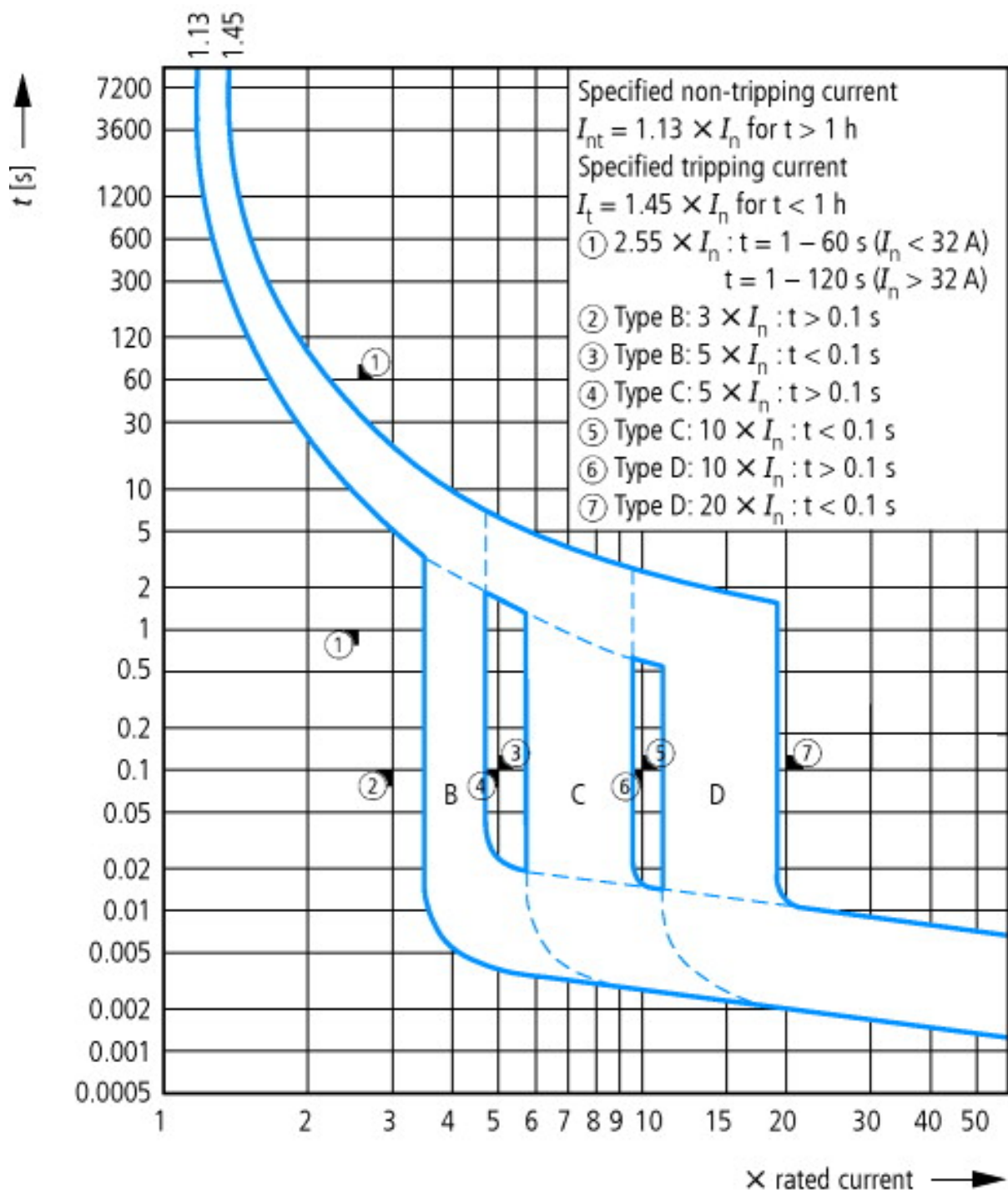
Let-through energy I^2t
According to IEC/EN 60898





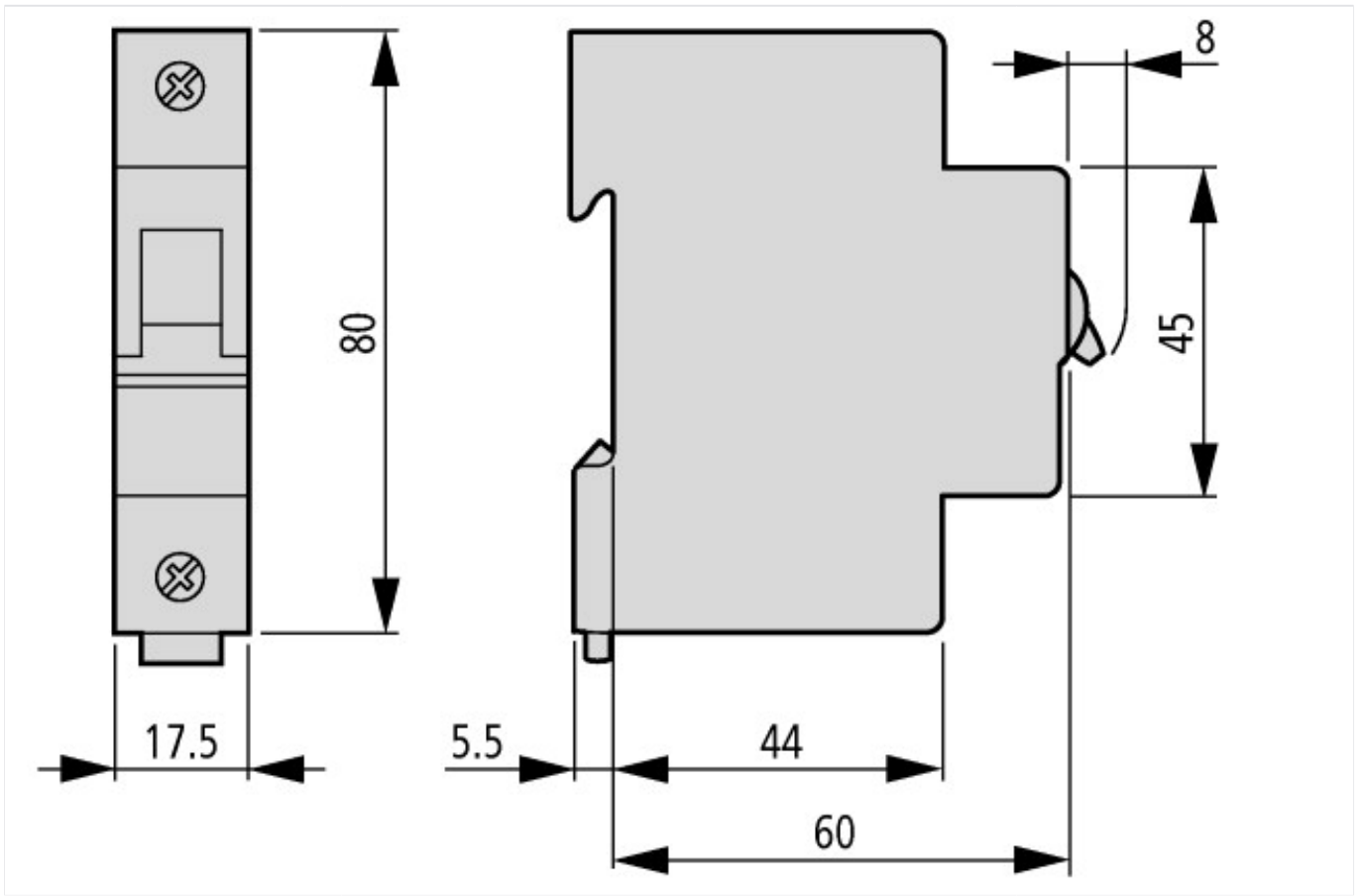
Let-through current i_D
According to IEC/EN 60898





Tripping characteristic at 30 °C:
 B, C, D to IEC/EN 60898

Dimensions



Additional product information (links)

AWA1220-1755 Circuit-breaker

AWA1220-1755 Circuit-breaker

ftp://ftp.moeller.net/DOCUMENTATION/AWA_INSTRUCTIONS/17550701.pdf