



Miniature circuit-breaker



Powering Business Worldwide™

Part no. FAZ-C1/1
Article no. 278546

Catalog No. FAZ-C1/1

Delivery programme

Basic function			Miniature circuit-breakers
Pole			1 pole
Tripping characteristic			C
Application			Switchgear for industrial and commercial applications
Rated current	I_n	A	1
Rated switching capacity acc. to IEC/EN 60947-2		kA	15
Product range			FAZ

Approvals

Product Standards
UL File No.
UL Category Control No.
CSA File No.
CSA Class No.
North America Certification
Conditions of Acceptability
Suitable for
Current Limiting Circuit-Breaker
Max. Voltage Rating
Degree of Protection

IEC/EN 60947-2; IEC/EN 60898; UL 1077; CSA-C22.2 No. 235; CE marking
E177451
QVNU2, QVNU8
204453
3215-30
UL recognized, CSA certified
Supplementary Protector only
Branch Circuits; not as BCPD
No
277 VAC; 48 VDC
IEC: IP20; UL/CSA Type: -

Electrical

Standards			IEC/EN 60947-2 IEC/EN 60898
Rated operational voltage	U_e	V	
	U_e	V AC	230/400
		V DC	48 (per pole)
Rated switching capacity acc. to IEC/EN 60947-2		kA	15
Operational switching capacity		kA	7.5
Characteristic			B, C, D
Max. back-up fuse		A gL/ gG	125
Selectivity Class			3
Lifespan	Operations		> 10000
Direction of incoming supply			as required

Mechanical

Standard front dimension		mm	45
Enclosure height		mm	80
Terminal protection			Finger and back-of-hand proof to BGV A2
Mounting width per pole		mm	17.5
Mounting			IEC/EN 60715 top-hat rail
Protection type			IP20, IP40 (when fitted)
Terminals top and bottom			Twin-purpose terminals
Terminal capacities		mm ²	
		mm ²	1 x 25
		mm ²	2 x 10
Thickness of busbar material		mm	0.8 ... 2
Mounting position			As required

Technical data ETIM 5.0

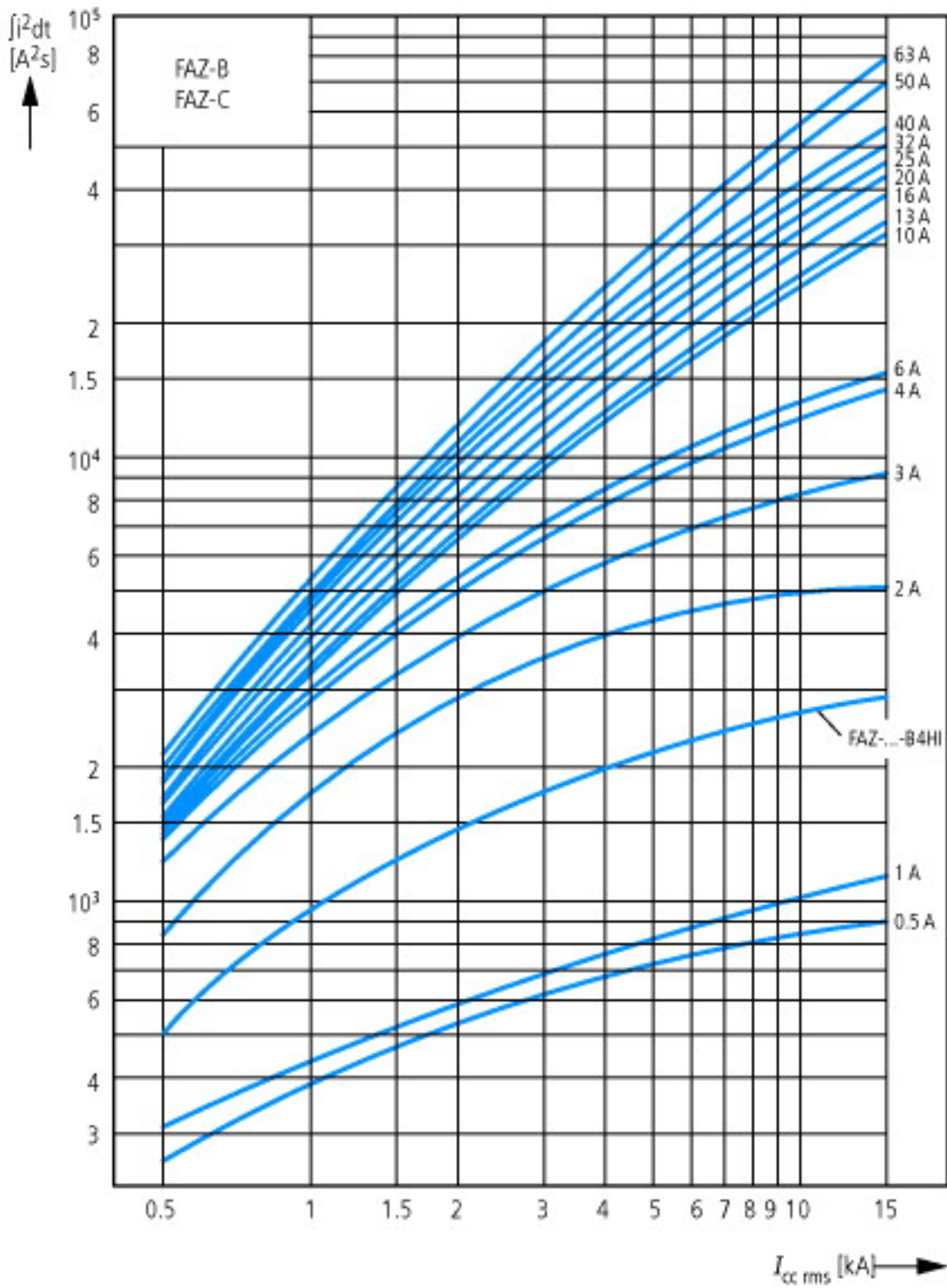
Circuit breakers and fuses (EG000020) / Miniature circuit breaker (MCB) (EC000042)

Electric engineering, automation, process control engineering / Electrical installation, device / Miniature circuit breaker system (MCB) / Miniature circuit breaker (MCB)
(ecl@ss8-27-14-19-01 [AAB905010])

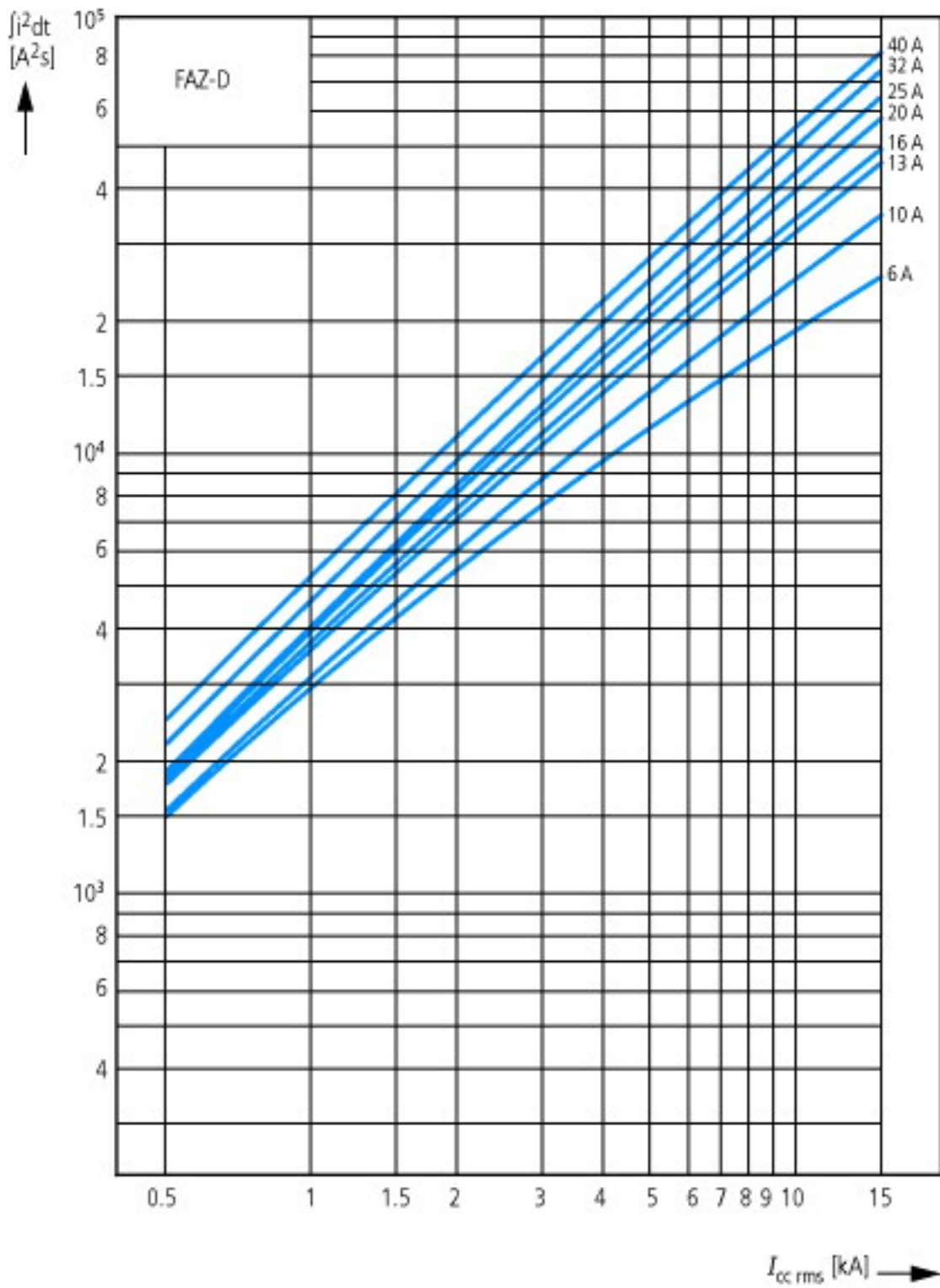
Release characteristic			C
Number of poles (total)			1
Rated current		A	1
Rated voltage		V	230
Rated short-circuit breaking capacity EN 60898		kA	15
Rated short-circuit breaking capacity IEC 60947-2		kA	15
Voltage type			AC
Current limiting class			3
Frequency		Hz	50
Concurrently switching N-neutral			No
Over voltage category			3
Pollution degree			2
Width in number of modular spacings			1
Built-in depth		mm	70.5
Additional equipment possible			Yes
Degree of protection (IP)			IP20

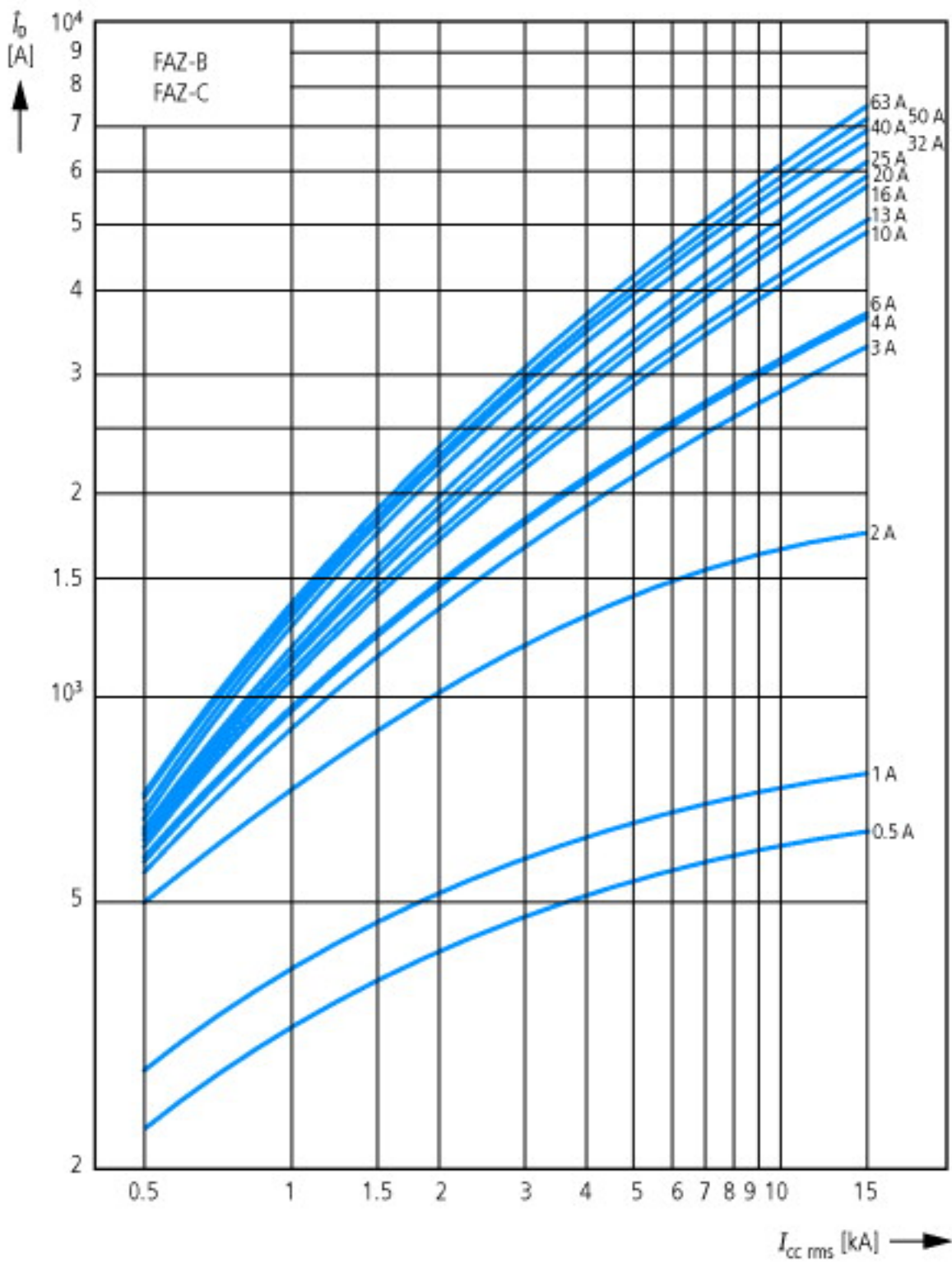
Characteristics

Characteristic curves			
-----------------------	--	--	--

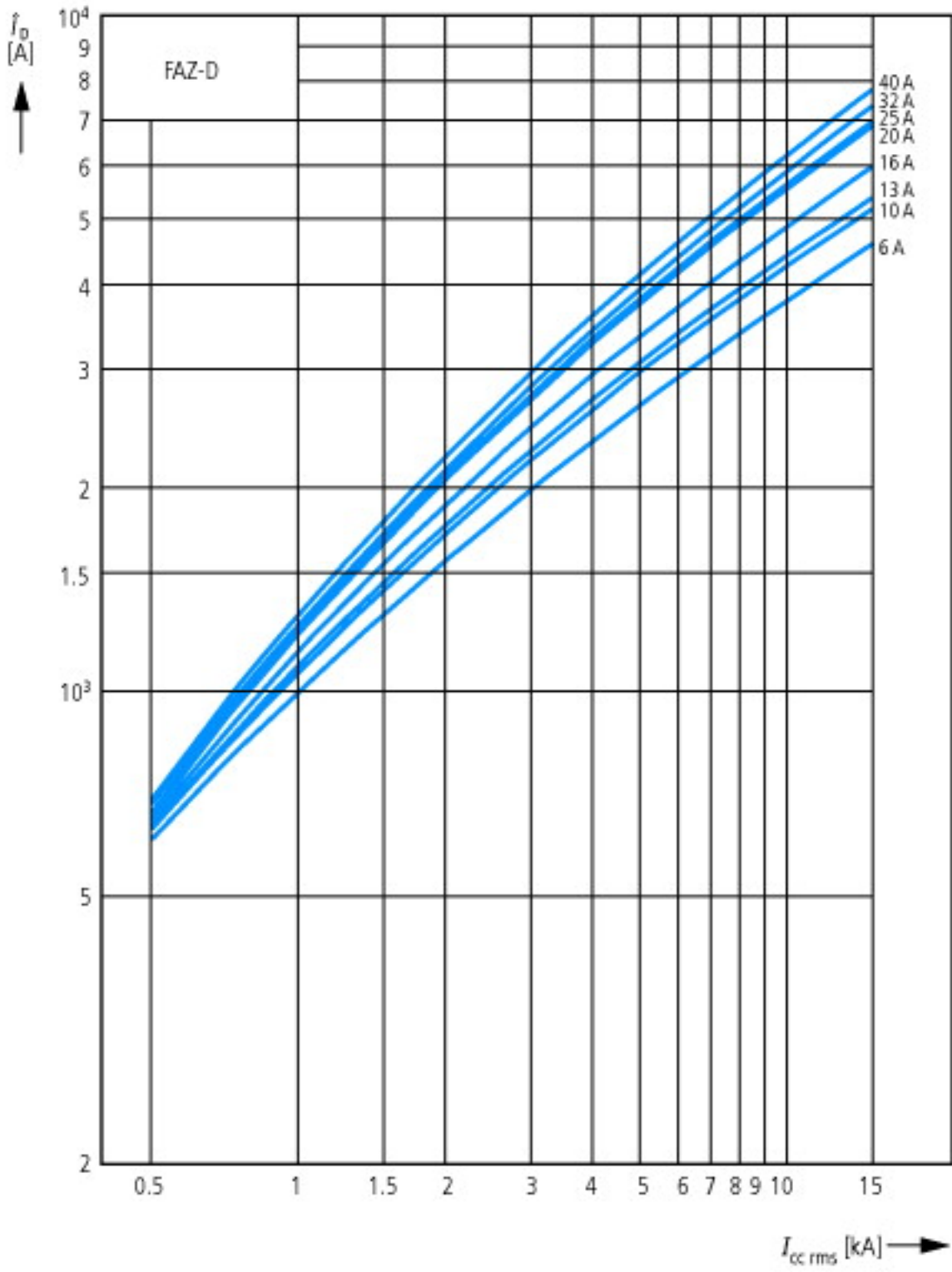


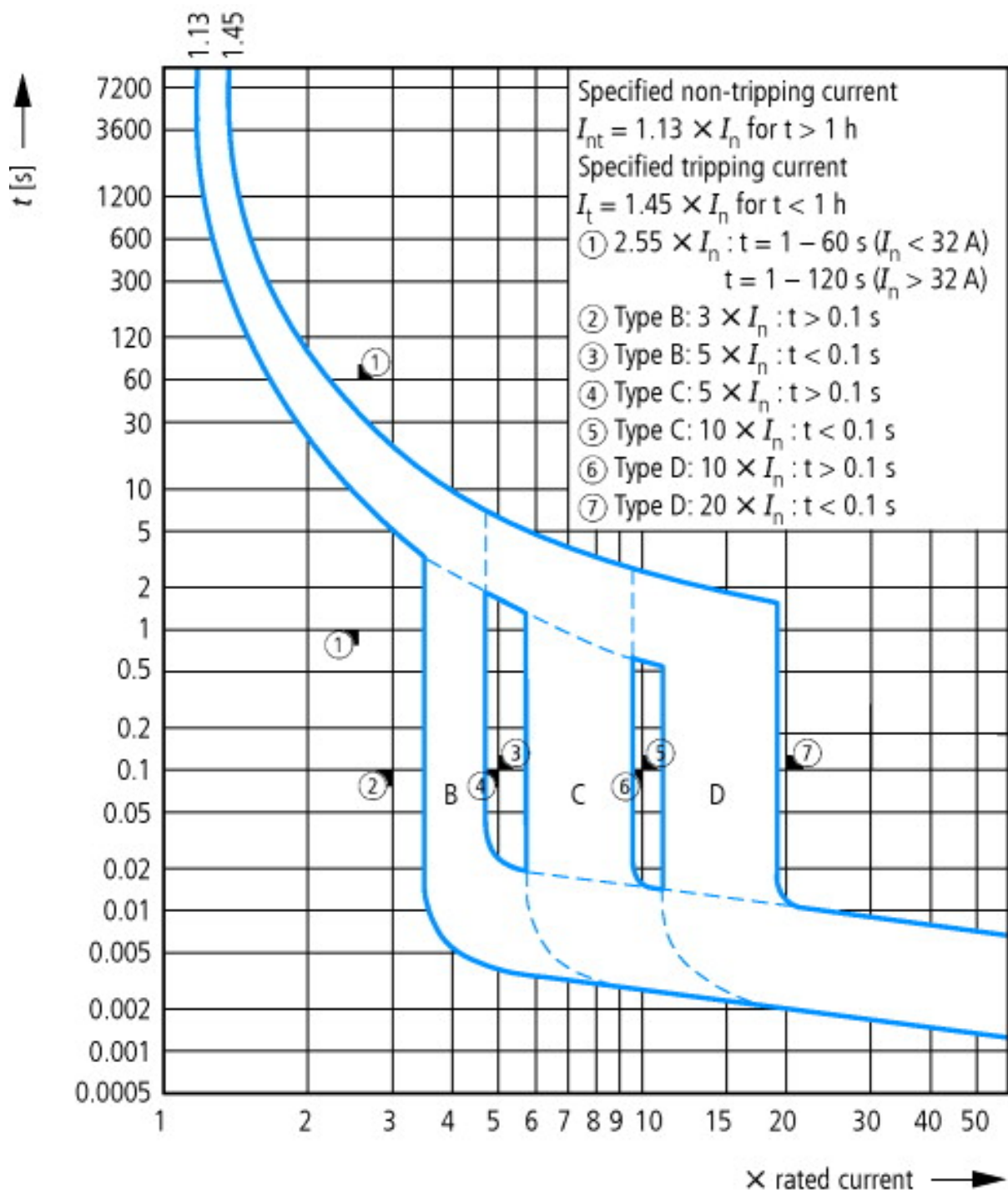
Let-through energy $\int i^2 dt$
According to IEC/EN 60898





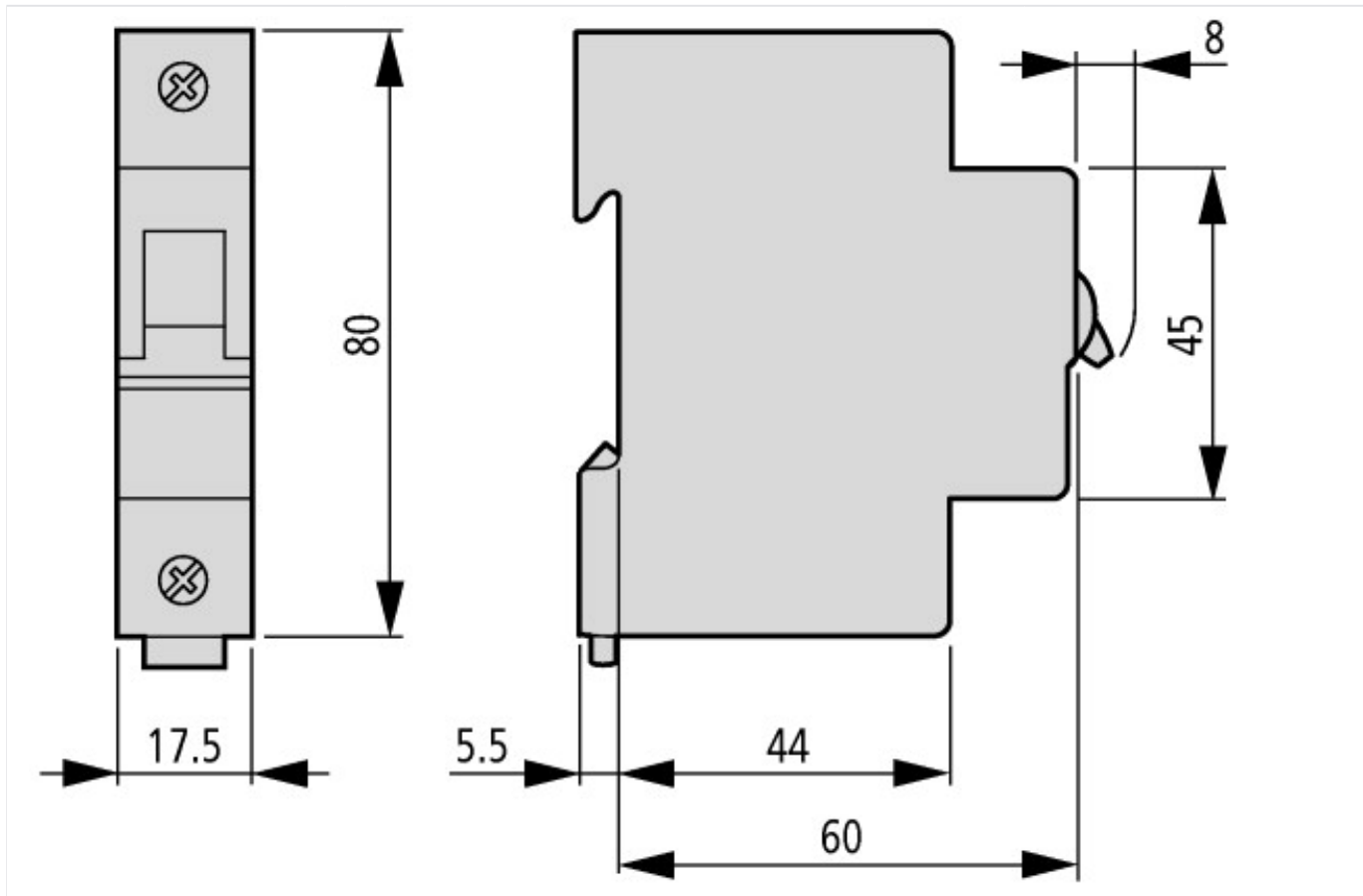
Let-through current i_D
According to IEC/EN 60898





Tripping characteristic at 30 °C:
 B, C, D to IEC/EN 60898

Dimensions



Additional product information (links)

AWA1220-1755 Circuit-breaker

AWA1220-1755 Circuit-breaker

ftp://ftp.moeller.net/DOCUMENTATION/AWA_INSTRUCTIONS/17550701.pdf