

ETMM SERIES

(2.00 mm) .0787"

SHROUDED STRAIN RELIEF IDC HEADER

SPECIFICATIONS

For complete specifications see www.samtec.com?ETMM

Insulator Material: Black Liquid Crystal Polymer
Terminal Material: Phosphor Bronze
Plating: Sn or Au over 50 μ" (1.27 μm) Ni
Operating Temp Range: -55 °C to +125 °C
RoHS Compliant: Yes

Mates with: TCSD, TCMD

PROCESSING

Lead-Free Solderable: Yes
SMT Lead Coplanarity: (0.13 mm) .005" max
RoHS Compliant: Yes

RECOGNITIONS

For complete scope of recognitions see www.samtec.com/quality



OTHER SOLUTIONS


- TCSD mates without Strain Relief. See STMM Series
- Shrouded header for mating with Connector Strips. See LTMM Series

ALSO AVAILABLE (MOQ Required)

- Other sizes Contact Samtec.

Note: Some lengths, styles and options are non-standard, non-returnable.

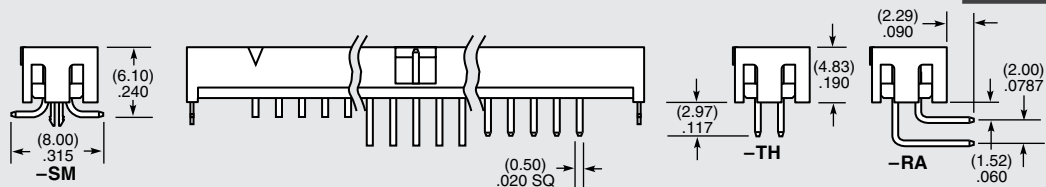
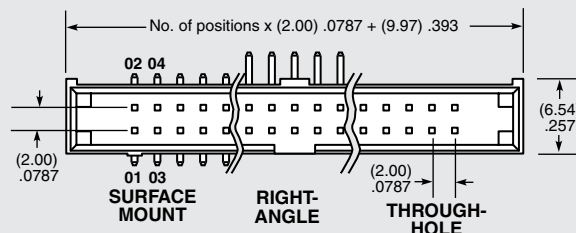
Shrouded pins for protection



Surface Mount, Through-hole and Right-angle

Optional Locking clips

TYPE STRIP	NO. OF POSITIONS	PLATING OPTION	TAIL OPTION	OTHER OPTION
1	02	D		
ETMM = Mates with TCSD and TCMD with Strain Relief	05, 08, 10, 12, 13, 15, 17, 20, 22, 25 (Standard sizes)	-F = Gold Flash on post, Matte Tin on tail -L = 10 μ" (0.25 μm) Gold on post, Matte Tin on tail	-TH = Through-hole -RA = Right-angle -SM = Surface Mount	-XX = Polarized Position -LC = Locking Clip (Not available for -RA) (Manual placement required) -TR = Tape & Reel Packaging (-SM only) -K = (7.50 mm) .295" DIA Polyimide Film Pick & Place Pad (-SM only)



Due to technical progress, all designs, specifications and components are subject to change without notice.

WWW.SAMTEC.COM

All parts within this catalog are built to Samtec's specifications. Customer specific requirements must be approved by Samtec and identified in a Samtec customer-specific drawing to apply.