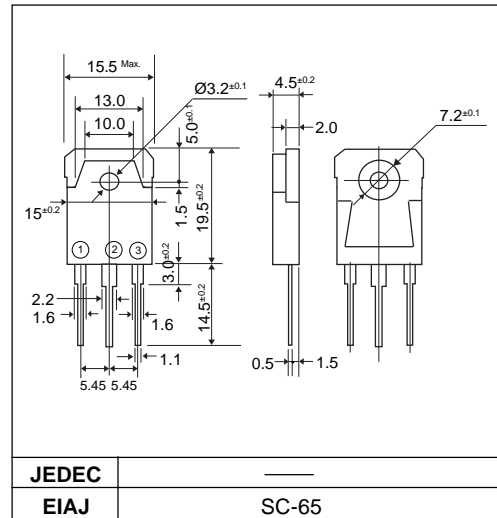


LOW LOSS SUPER HIGH SPEED RECTIFIER

Outline drawings, mm



Features

- Low V_F
- Super high speed switching
- High reliability by planer design

Applications

- High speed power switching

Maximum ratings and characteristics

- Absolute maximum ratings

Item	Symbol	Conditions	Rating	Unit
Repetitive peak reverse voltage	V_{RRM}		300	V
Non-repetitive peak reverse voltage	V_{RSM}		300	V
Average output current	I_o	Square wave, duty=1/2, $T_c=110^\circ\text{C}$	20*	A
Surge current	I_{FSM}	Sine wave 10ms	80	A
Operating junction temperature	T_j		-40 to +150	$^\circ\text{C}$
Storage temperature	T_{stg}		-40 to +150	$^\circ\text{C}$

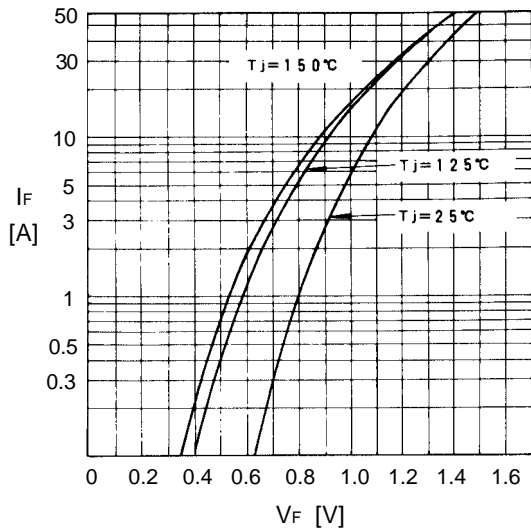
*Average forward current of centertap full wave connection

- Electrical characteristics ($T_a=25^\circ\text{C}$ Unless otherwise specified)

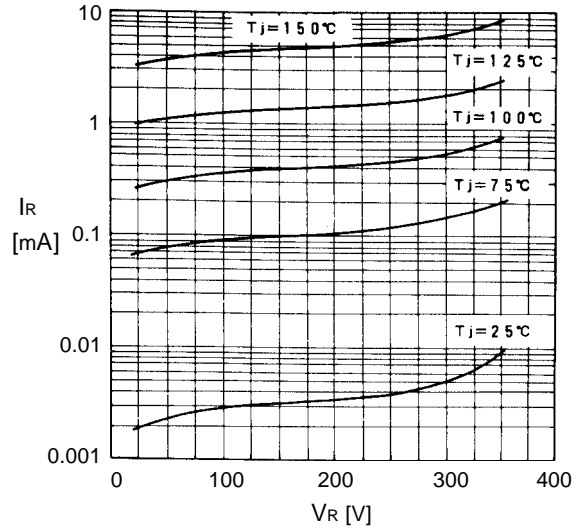
Item	Symbol	Conditions	Max.	Unit
Forward voltage drop	V_{FM}	$I_{FM}=10\text{A}$	1.2	V
Reverse current	I_{RRM}	$V_R=V_{RRM}$	200	μA
Reverse recovery time	t_{rr}	$I_F=0.1\text{A}$, $I_R=0.2\text{A}$, $I_{rec}=0.05\text{A}$	40	ns
Thermal resistance	$R_{th(j-c)}$	Junction to case	1.5*	$^\circ\text{C/W}$

■ Characteristics

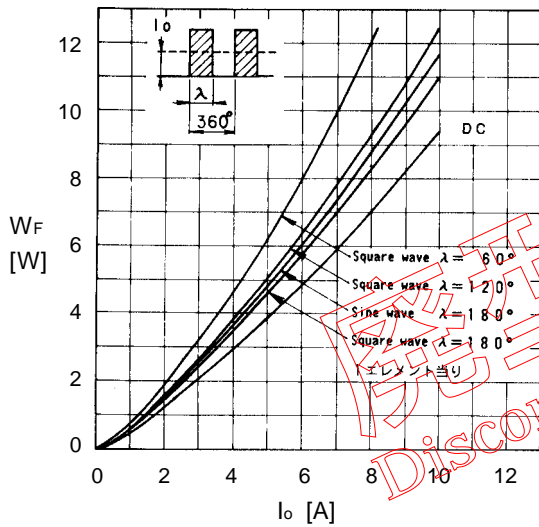
Forward characteristics



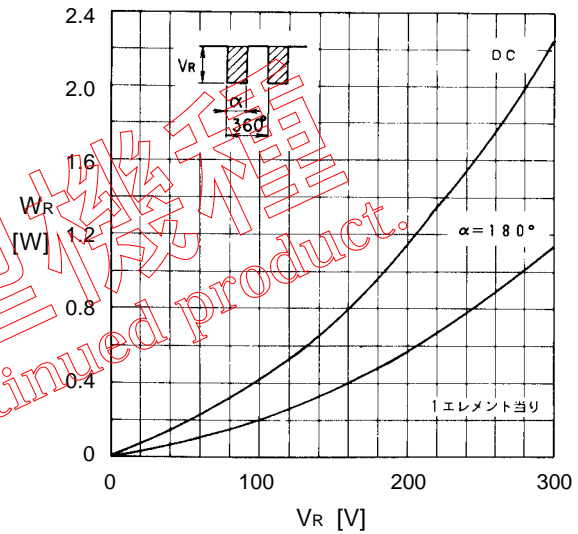
Reverse characteristics



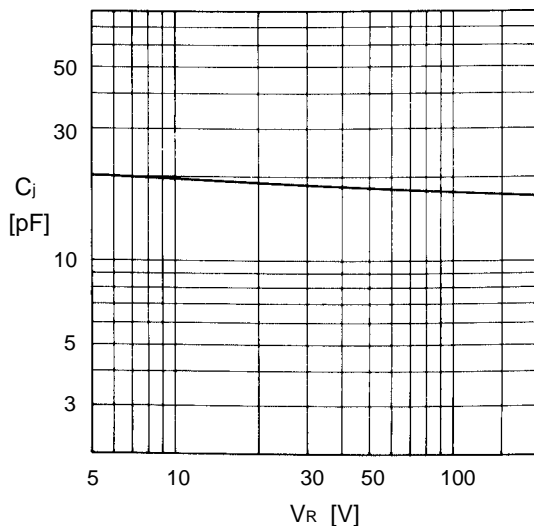
Forward power dissipation



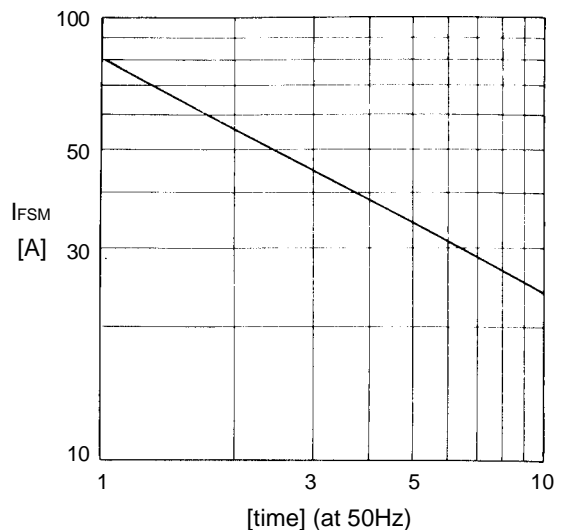
Output current-case temperature

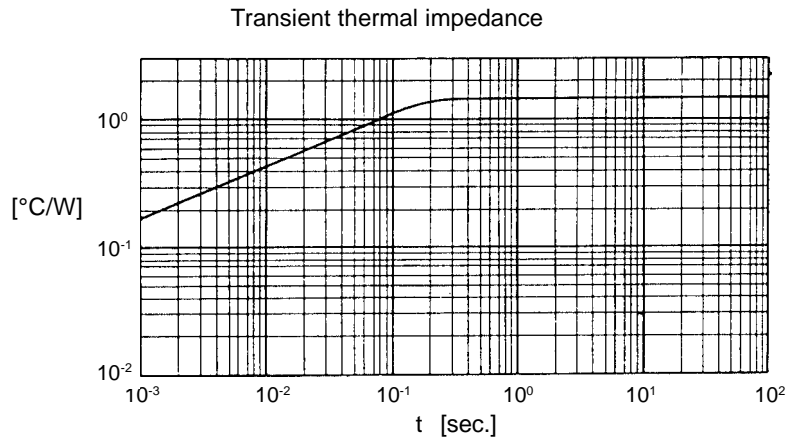


Junction capacitance characteristics



Surge capability





廢型機種
Discontinued product.