

EN2 SERIES

FEATURES

- Twin relay for motor and solenoid reversible control
- 30% less relay space than conventional two relays
- Contact switching current of 35 A max.
- High performance and productivity by unique symmetrical structure
- Flux tight housing
- Delivered in stick-tube for automatic insertion machine
- Washable type available



PART NUMBERS AND COIL RATINGS

At 20°C (68°F)

Part Number		Nominal Voltage (Vdc)	Coil Resistance ($\Omega \pm 10\%$)	Nominal Current (mA)	Must Operate Voltage (Vdc)	Must Release Voltage (Vdc)	Nominal Operate Power (W)
H bridge Type	Separate Type						
EN2-1N1S	EN2-1N1ST	12	125	96.0	6.5	0.6	1.15
EN2-1N2S	EN2-1N2ST	12	125	96.0	7.0	0.6	1.15
EN2-2N3S	EN2-2N3ST	12	180	67.0	7.5	0.6	0.8
EN2-2N4S	EN2-2N4ST	12	180	67.0	8.0	0.6	0.8
EN2-3N4S	EN2-3N4ST	12	225	53.0	8.0	0.9	0.64
EN2-3N5S	EN2-3N5ST	12	225	53.0	8.5	0.9	0.64

PART NUMBER SYSTEM

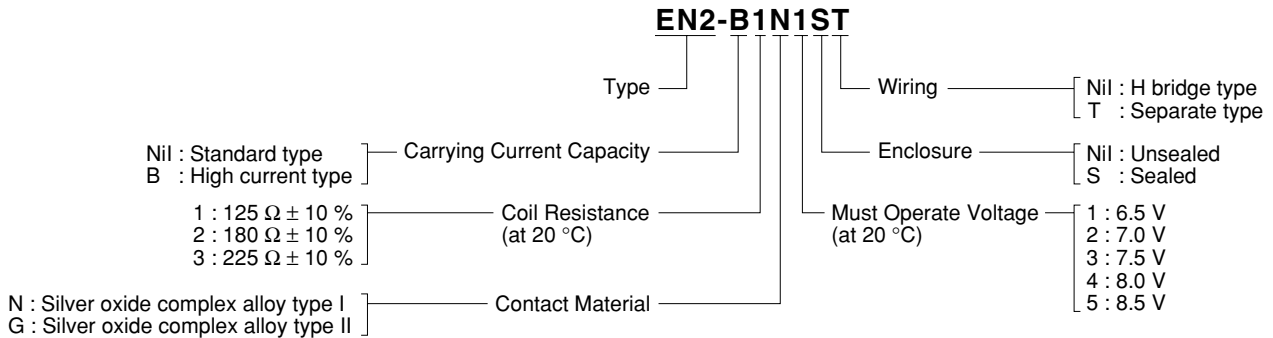
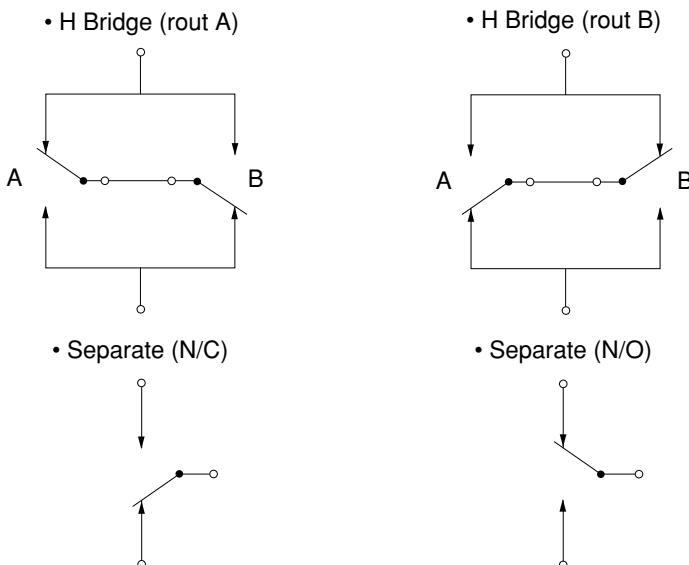
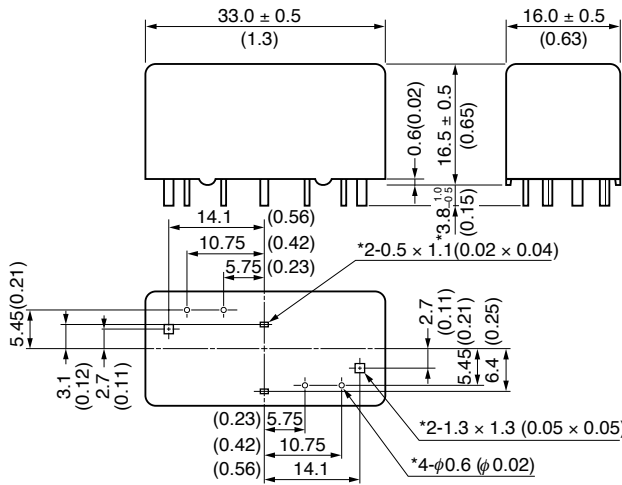


Figure 1 Contact Resistance*

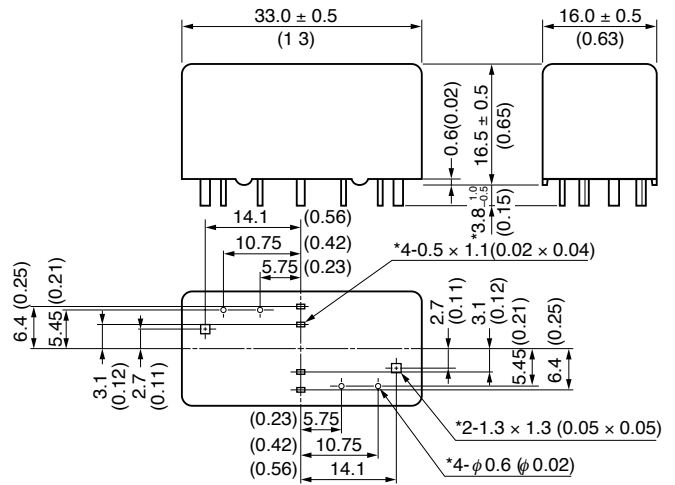


DIMENSIONS mm (inch)

[H Bridge Type]



[Separate (T) Type]

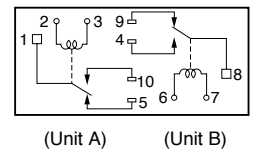
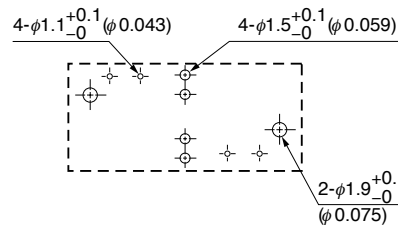
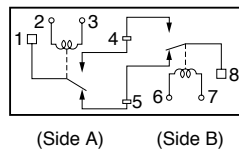
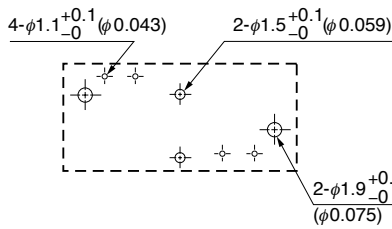


* After soldering

PCB PAD LAYOUT and SCHEMATICS (bottom view) mm (inch)

[H Bridge Type]

[Separate (T) Type]



SPECIFICATIONS

At 20°C (68°F)

Items	Spec f cat on	
	EN2-(Standard)	EN2-B (H gh Current)
Contact Form	1 Form c × 2 (H Br dge Type or Separate Type)	
Contact Mater a	S ver ox de comp ex a oy (Spec a types ava ab e)	
Contact Res stance (*f gure 1) (measured by vo tage drop at 6 Vdc, 7A)	H Br dge (rout A): 8.1 mΩ typ. H Br dge (rout B): 7.8 mΩ typ. Separate (N/C): 3.9 mΩ typ. Separate (N/O): 3.9 mΩ typ.	H Br dge (rout A): 4.9 mΩ typ. H Br dge (rout B): 4.6 mΩ typ. Separate (N/C): 2.3 mΩ typ. Separate (N/O): 2.3 mΩ typ.
Contact Sw tch ng Vo tage	16 Vdc max. 5 Vdc m n.	
Contact Sw tch ng Current	35A max. (at 16 Vdc) 1 A m n.	
Contact Carry ng Current (2 m nutes max.)	H Br dge 25A (12Vdc, 20°C) 20A (12Vdc, 85°C)	35A (12Vdc, 20°C) 30A (12Vdc, 85°C)
	Separate 30A (12Vdc, 20°C) 25A (12Vdc, 85°C)	40A (12Vdc, 20°C) 35A (12Vdc, 85°C)
Operate T me	Approx. 5 ms (at 12 Vdc)	
Re ease T me	Approx. 7 ms (at 12 Vdc), w th d ode	
Nom na Operate Power	0.64 W/0.8 W/1.15 W (at 12 Vdc)	
Insu at on Res stance	100 MΩ m n. at 500 Vdc, ln t a	
Breakdown Vo tage	500 Vac m n. for 1 m nute, ln t a	
Shock Res stance	98 m/s ² m n. (m soperat ng)	
V brat on Res stance	10 to 300 Hz, 43 m/s ² m n. (m soperat ng)	
Amb ent Temperature	-40°C to +85°C (-40°F to +185°F)	
Co Temperature R se	50°C/W (Contact Carry ng Current 0 A)	
L fe Expectancy	Mechan ca	1 × 10 ⁶ operat ons
	E ctr ca	1 × 10 ⁵ operat ons (at 14 Vdc, Motor Load 30 A/7 A)
We ght	Approx. 18 g	

No part of this document may be copied or reproduced in any form or by any means without the prior written consent of NEC/TOKIN Corporation. NEC/TOKIN Corporation assumes no responsibility for any errors which may appear in this document.

NEC/TOKIN Corporation does not assume any liability for infringement of patents, copyrights or other intellectual property rights of third parties by or arising from use of a device described herein or any other liability arising from use of such device. No license, either express, implied or otherwise, is granted under any patents, copyrights or other intellectual property rights of NEC/TOKIN Corporation or others.

While NEC/TOKIN Corporation has been making continuous effort to enhance the reliability of its electronic components, the possibility of defects cannot be eliminated entirely. To minimize risks of damage or injury to persons or property arising from a defect in an NEC/TOKIN electronic component, customers must incorporate sufficient safety measures in its design, such as redundancy, fire-containment, and anti-failure features. NEC/TOKIN devices are classified into the following three quality grades:

"Standard," "Special," and "Specific". The Specific quality grade applies only to devices developed based on a customer designated "quality assurance program" for a specific application. The recommended applications of a device depend on its quality grade, as indicated below. Customers must check the quality grade of each device before using it in a particular application.

Standard: Computers, office equipment, communications equipment, test and measurement equipment, audio and visual equipment, home electronic appliances, machine tools, personal electronic equipment and industrial robots

Special: Transportation equipment (automobiles, trains, ships, etc.), traffic control systems, anti-disaster systems, anti-crime systems, safety equipment and medical equipment (not specifically designed for life support)

Specific: Aircrafts, aerospace equipment, submersible repeaters, nuclear reactor control systems, life support systems or medical equipment for life support, etc.

The quality grade of NEC/TOKIN devices is "Standard" unless otherwise specified in NEC/TOKIN's Data Sheets or Data Books. If customers intend to use NEC/TOKIN devices for applications other than those specified for Standard quality grade, they should contact an NEC/TOKIN sales representative in advance.

(Note)

- (1) "NEC/TOKIN" as used in this statement means NEC/TOKIN Corporation and also includes its majority-owned subsidiaries.
- (2) "NEC/TOKIN electronic component products" means any electronic component product developed or manufactured by or for NEC/TOKIN (as defined above).