

# Alchip™-MZR Series

- Downsizing and Lower ESR, 2,000 hours at 105°C
- Rated voltage range : 6.3 to 50V, Nominal capacitance range : 22 to 2,200µF
- Solvent resistant type
- Vibration resistant structure
- RoHS Compliant
- AEC-Q200 compliant : Please contact Chemi-Con for more details, test data, information



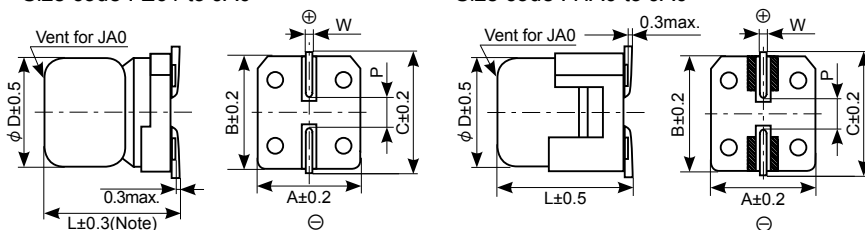
## ◆ SPECIFICATIONS

Items	Characteristics						
Category	-55 to +105°C						
Temperature Range	-55 to +105°C						
Rated Voltage Range	6.3 to 50V <sub>dc</sub>						
Capacitance Tolerance	±20% (M) (at 20°C, 120Hz)						
Leakage Current	I=0.01CV or 3µA, which is greater. Where, I : Max. leakage current (µA), C : Nominal capacitance (µF), V : Rated voltage (V) (at 20°C after 2 minutes)						
Dissipation Factor (tan δ)	Rated voltage (V <sub>dc</sub> )	6.3V	10V	16V	25V	35V	50V
	tan δ (Max.)	0.26	0.19	0.16	0.14	0.12	0.10
Low Temperature Characteristics (Max. Impedance Ratio)	Rated voltage (V <sub>dc</sub> )	6.3V	10V	16V	25V	35V	50V
	Z(-25°C)/Z(+20°C)	2	2	2	2	2	2
	Z(-40°C)/Z(+20°C)	3	3	3	3	3	3
	Z(-55°C)/Z(+20°C)	4	4	4	3	3	3
Endurance	The following specifications shall be satisfied when the capacitors are restored to 20°C after the rated voltage is applied for 2,000 hours at 105°C.						
	Capacitance change	≤ ±30% of the initial value					
	D.F. (tan δ)	≤ 200% of the initial specified value					
	Leakage current	≤ The initial specified value					
Shelf Life	The following specifications shall be satisfied when the capacitors are restored to 20°C after exposing them for 1,000 hours at 105°C without voltage applied. Before the measurement, the capacitor shall be preconditioned by applying voltage according to Item 4.1 of JIS C 5101-4.						
	Capacitance change	≤ ±30% of the initial value					
	D.F. (tan δ)	≤ 200% of the initial specified value					
	Leakage current	≤ The initial specified value					
Surge Voltage Test	The capacitors shall be subjected to 1,000 cycles each consisting of charging with the specified surge voltage for 30±5 seconds through a protective resistor (as required for RC=0.1±0.05sec) and open-circuiting for 5.5 minutes at a room temperature of 15 to 35°C.						
	Rated voltage (V <sub>dc</sub> )	6.3V	10V	16V	25V	35V	50V
	Surge voltage (V <sub>dc</sub> )	7.2V	12V	18V	29V	40V	58V
	Appearance	No significant damage					
	Capacitance change	≤ ±20% of the initial value					
	D.F. (tan δ)	≤ 200% of the initial specified value					
	Leakage current	≤ The initial specified value					
	(Caution)	Surge Voltage Test intends to evaluate capacitors in durability of an exceptional excessive voltage under specific conditions. It does not imply long-term use at all.					

## ◆ DIMENSIONS [mm]

- Terminal Code : A
- Size code : E61 to JA0

- Terminal Code : G (Vibration resistant structure)
- Size code : HA0 to JA0

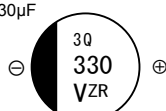


Size Code	D	L	A	B	C	W	P
E61	5	5.8	5.3	5.3	5.9	0.5 to 0.8	1.4
F61	6.3	5.8	6.6	6.6	7.2	0.5 to 0.8	1.9
F80	6.3	7.7	6.6	6.6	7.2	0.5 to 0.8	1.9
HA0	8	10.0	8.3	8.3	9.0	0.7 to 1.1	3.1
JA0	10	10.0	10.3	10.3	11.0	0.7 to 1.1	4.5

Note : L±0.5 for HA0 and JA0

## ◆ MARKING

EX) 35V330µF



● Rated voltage symbol

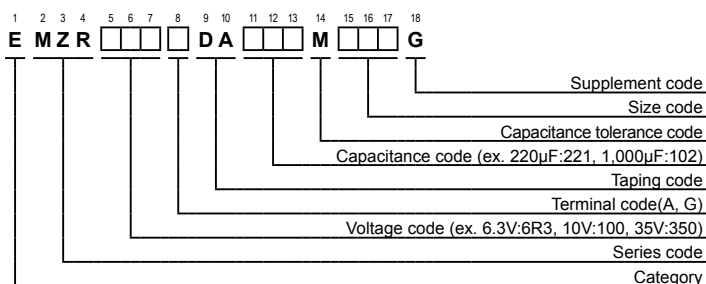
Rated voltage (V <sub>dc</sub> )	6.3	10	16	25	35	50
Symbol	j	A	C	E	V	H

Applying voltage over the rated voltages causes the capacitors to have short lifetime. Besides, applying voltage over the specified surge voltages may cause to have short circuit failure. A protection circuit should be used if applied voltage will exceed the rated voltages.

Product specifications in this bulletin are subject to change without notice. Request our product specifications before purchase and/or use. Please use our products based on the information contained in this bulletin and product specifications. Please contact us for mass production schedule.

# Alchip™-MZR Series

## ◆ PART NUMBERING SYSTEM



## ◆ STANDARD RATINGS

WV (Vdc)	Cap (μF)	Size code	tan δ	ESR (Ωmax/20°C, 100kHz)	Rated ripple current (mA rms/105°C, 100kHz)	Part No.
6.3	220	E61	0.26	0.36	240	EMZR6R3ADA221ME61G
	330	F61	0.26	0.26	300	EMZR6R3ADA331MF61G
	680	F80	0.26	0.16	600	EMZR6R3ADA681MF80G
	1,500	HA0	0.26	0.08	850	EMZR6R3□DA152MHA0G
	2,200	JA0	0.26	0.06	1,190	EMZR6R3□DA222MJA0G
10	150	E61	0.19	0.36	240	EMZR100ADA151ME61G
	220	F61	0.19	0.26	300	EMZR100ADA221MF61G
	470	F80	0.19	0.16	600	EMZR100ADA471MF80G
	1,000	HA0	0.19	0.08	850	EMZR100□DA102MHA0G
	1,500	JA0	0.19	0.06	1,190	EMZR100□DA152MJA0G
16	100	E61	0.16	0.36	240	EMZR160ADA101ME61G
	220	F61	0.16	0.26	300	EMZR160ADA221MF61G
	330	F80	0.16	0.16	600	EMZR160ADA331MF80G
	680	HA0	0.16	0.08	850	EMZR160□DA681MHA0G
	1,000	JA0	0.16	0.06	1,190	EMZR160□DA102MJA0G
25	68	E61	0.14	0.36	240	EMZR250ADA680ME61G
	100	F61	0.14	0.26	300	EMZR250ADA101MF61G
	220	F80	0.14	0.16	600	EMZR250ADA221MF80G
	470	HA0	0.14	0.08	850	EMZR250□DA471MHA0G
	820	JA0	0.14	0.06	1,190	EMZR250□DA821MJA0G
35	47	E61	0.12	0.36	240	EMZR350ADA470ME61G
	100	F61	0.12	0.26	300	EMZR350ADA101MF61G
	150	F80	0.12	0.16	600	EMZR350ADA151MF80G
	330	HA0	0.12	0.08	850	EMZR350□DA331MHA0G
	560	JA0	0.12	0.06	1,190	EMZR350□DA561MJA0G
50	22	E61	0.10	0.88	165	EMZR500ADA220ME61G
	47	F61	0.10	0.68	195	EMZR500ADA470MF61G
	100	F80	0.10	0.34	350	EMZR500ADA101MF80G
	220	HA0	0.10	0.18	670	EMZR500□DA221MHA0G
	330	JA0	0.10	0.12	900	EMZR500□DA331MJA0G

□ :Enter the appropriate terminal code.

## ◆ RATED RIPPLE CURRENT MULTIPLIERS

### ● Frequency Multipliers

Capacitance (μF)	Frequency (Hz)	120	1k	10k	100k
22 to 150		0.40	0.75	0.90	1.00
220 to 560		0.50	0.85	0.94	1.00
680 to 2,200		0.60	0.87	0.95	1.00

The endurance of capacitors is reduced with internal heating produced by ripple current at the rate of halving the lifetime with every 5°C rise. When long life performance is required in actual use, the rms ripple current has to be reduced.

# Mouser Electronics

Authorized Distributor

Click to View Pricing, Inventory, Delivery & Lifecycle Information:

[United Chemi-Con \(UCC\):](#)

[EMZR6R3ADA681MF80G](#) [EMZR350ADA151MF80G](#) [EMZR160ADA331MF80G](#) [EMZR500ADA101MF80G](#)  
[EMZR100ADA471MF80G](#) [EMZR250ADA221MF80G](#)