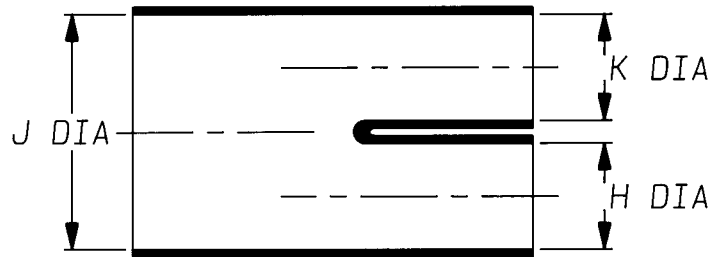
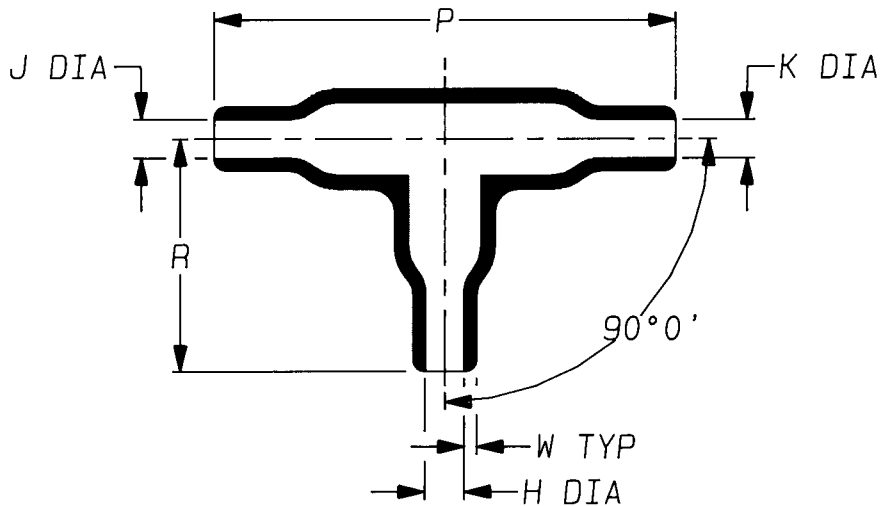


a) Part as supplied

301A048-*G04



b) Part after unrestricted recovery



DIMENSIONS (in millimetres)

Part Number	H & K		J		P	R	W
	Min a	Max b	Min b	Max b	±10% b	±10% b	±20% b
301A048-G04	74	30.2	97	30.2	246	123	3.3
	#		#				

THIS IS AN OVEREXPANDED VARIANT
MODIFIED DIMENSIONS ARE SHOWN THUS: - #

Copyright (!)
Urheberrechte

The copyright in this drawing is the property of Raychem Ltd. The drawing is issued on condition that it is not copied, reproduced or disclosed to a third party, either in whole or in part without the prior written consent of Raychem Ltd.

Drawn A.LILLEY. Checked *[Signature]* Issue 2 Date February 1995 Conforms to ISO Recommendations

3rd Angle Projection
Not to Scale

Approval
Design

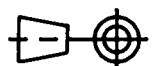
AAPS.

MKTG.

[Signature]

Q.C.

[Signature]



Iss.	Date	E.C.R. No.	Details of Change
2	February 1995	H0236	Ja was 74

Ordering Information

301A048-x-G04/**

— Adhesive Slash Number (if required see compatibility chart)
 — Modification number
 — Material Dash Number (see compatibility chart)
 — Base Part Number

COMPATIBILITY CHART

MATERIAL DASH NUMBER	MATERIAL DESCRIPTION	COATING SLASH NUMBER
-3	POLYOLEFIN, SEMI-RIGID	/42, /86
-4	POLYOLEFIN, FLEXIBLE	/42, /86
-25	ELASTOMER, FLUID RESISTANT	/86, /225

AS SUPPLIED DIMENSIONS ARE FOR UNCOATED PARTS,
WHEN COATING IS ADDED, ENTRY DIAMETERS WILL REDUCE BY 1.5mm MAX.